



MUS Strategic Plan Affordability

<https://www.mus.edu/data/strategic-plan/affordability.html>

Goal Statement

Promote postsecondary education affordability

Goal 1: Access & Affordability

System Initiatives: Tuition Freeze:

- Freeze on tuition for 12 out of 14 years at all two- year colleges (FY08 – FY17, FY20-FY21).
- Regional 4-year campuses (Tech, MSUN, MSUN, and UMW) tuition frozen for 10 out of 14 years since
- MSU and UM, tuition frozen during 8 of the past 14 years.

Regional Comparison 2018-19:

(avg. academic year tuition and fees for full-time students)

MSU/UM = \$7,260

Regional Peers = \$9,310

MSUB, Tech, UMW, MSUN = \$6,253

Regional Peers = \$7,642

MUS 2-yr Colleges = \$3,573

Regional Peers = \$3,889

Financial Literacy:

Campuses in the MUS are taking a coordinated and collaborative approach toward decreasing student loan debt. Assisted by grant funds obtained by OCHE, efforts to educate and communicate to students and parents the various resources available for paying for college, as well as improving students' abilities to manage their own finances are now occurring on all MUS campus.

Objective 1.3.1

Decrease average loan amounts and the percentage of students borrowing

Objective 1.3.2

Decrease tuition as a percentage of median household income

Objective 1.3.3

Increase the amount of state support as a percentage of total personal income relative to peer states and historical levels

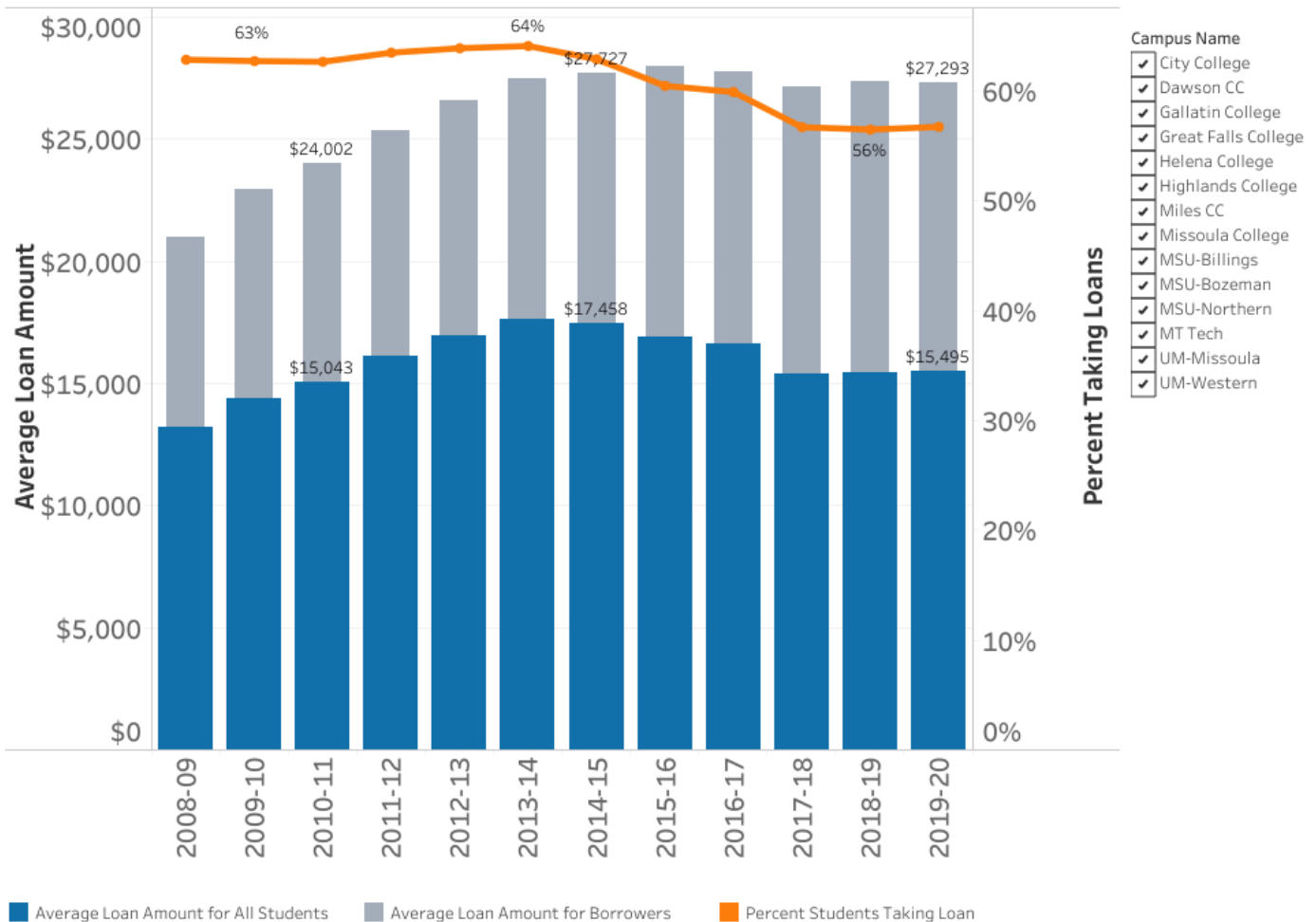
Objective 1.3.1

Decrease average loan amounts and the percentage of students borrowing

Loan Amounts for Degree Recipients

Percent of Students taking out Loans

(no parent PLUS loans included; includes Dawson CC and Miles CC)



Objective 1.3.2

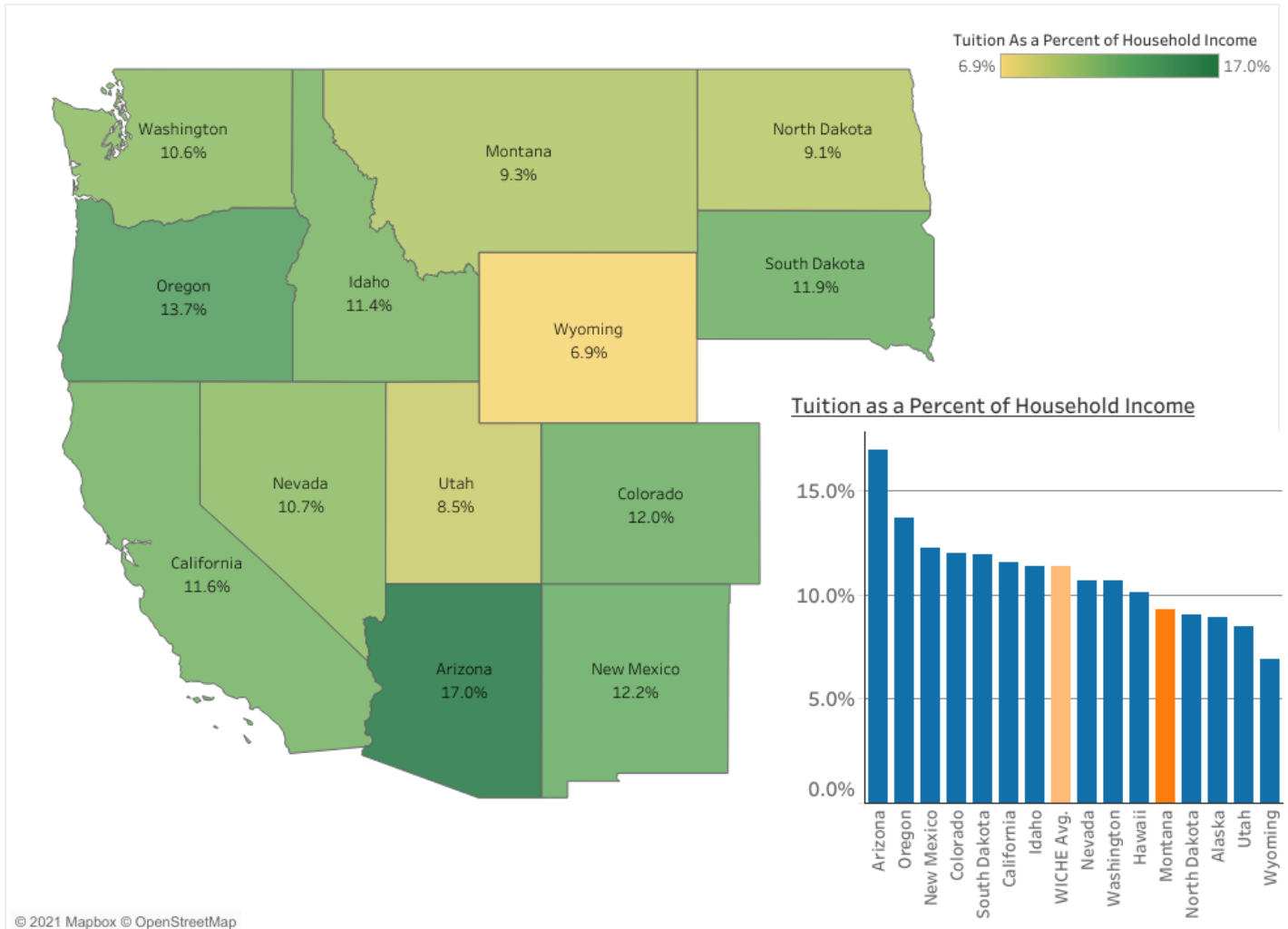
Decrease tuition as a percentage of median household income

2018-2019 Tuition and Fees as a Percent of Household Income

Sector

Four Year Schools

Source: Tuition and Fees in the West, WICHE

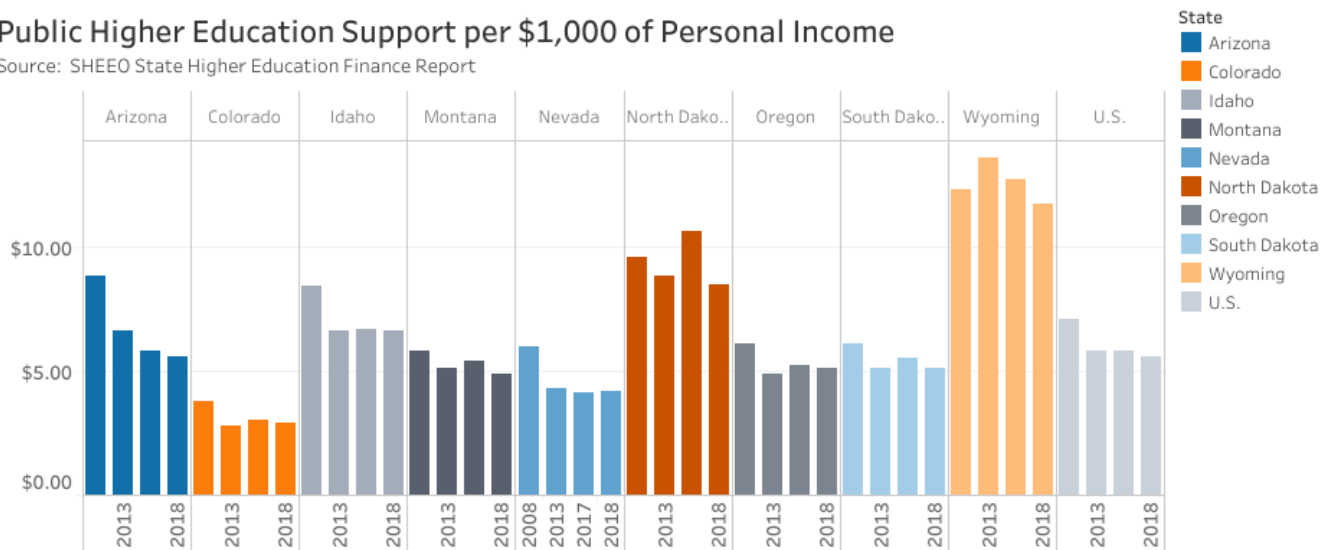


Objective 1.3.3

Increase the amount of state support as a percentage of total personal income relative to peer states and historical levels

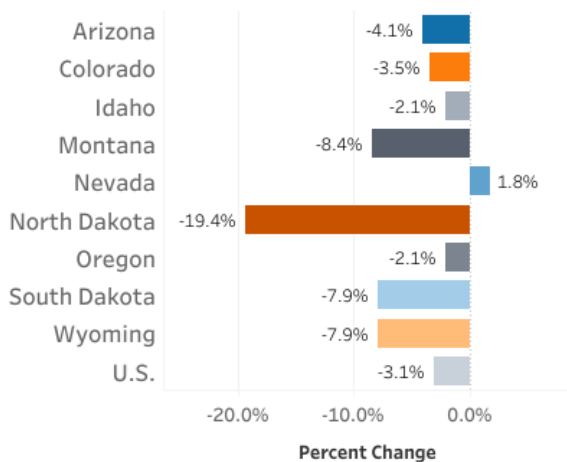
Public Higher Education Support per \$1,000 of Personal Income

Source: SHEEO State Higher Education Finance Report



1 Year Percent Change in Support

Change from 2017 to 2018



10 Year Percent Change in Support

Change from 2008 to 2018

