

Fee Proposal

- Mandatory fees held to annual increases of 3% or below in the aggregate (average increase = \$45/year)
 - Note: online fees were converted into Mandatory Fees last biennium, some campus chose a three-year implementation
- Room & board increases between 3% and 5% in each year
- Course fees, program fees, and designated fees

Mandatory Fees | Program & Course Fees | Room & Board

Campus Tuition & Fee Schedules

UNIVERSITY OF MONTANA

[University of Montana-Missoula](#)

[Montana Technological University](#)

[University of Montana Western](#)

[Helena College University of Montana](#)

MONTANA STATE UNIVERSITY

[Montana State University-Bozeman](#)

[Montana State University-Billings](#)

[Montana State University-Northern](#)

[Great Falls College Montana State University](#)

COMMUNITY COLLEGES

[Dawson Community College](#)

[Flathead Valley Community College](#)

[Miles Community College](#)



- 1) Mandatory Fees
- 2) Program Fees
- 3) Course Fees
- 4) Other Designated Fees
- 5) Room & Board
- 6) Cost of Attendance

Mandatory Fee
Dashboard

Mandatory Fees

The campuses of the Montana University System may assess student mandatory fees dedicated to the support of the categories listed below.

BOR Policy 940.12.1 defines a Mandatory Fee as: “[those] assessed to all students registering at the campuses, regardless of the academic program or course of study chosen by the student” (unless explicitly exempted by another Board of Regents Policy).

Mandatory Fees Categories

- A. Athletic Fees– support intercollegiate athletic programs and allow the student to be admitted to campus athletic events to the extent deemed practical by the campus administration.
- B. Building and Facilities Fees–support the repayment that financed the construction and/or remodeling of buildings, as well as for operations and maintenance.
- C. Building and Facilities (Non-resident only) fees– non-resident students pay an additional amount towards building costs.
- D. Computer/Technology Fees– support campus-wide technology infrastructure, including computing equipment, software, and maintenance, as well as computer networks and related infrastructure/systems.

Mandatory Fees Categories

- E. Equipment Fees– support the purchase, maintenance, or lease of equipment which will provide a primary benefit to an educational program including libraries. and other related capital acquisitions.
- F. Health Service Fees– support the campus health center or provide students with medical, dental, counseling or health enhancement services.
- G. Library Fees–support library operations, including the purchase of library acquisitions, books, manuscripts, monographs, electronic resources, and other materials for the Library, as well as expanded hours of operation.
- H. Recreation Fees– allow student access to campus recreation facilities and support other recreational activities offered on campus, which may include intramural sports. Funds may be used to operate and maintain recreational facilities.
- I. Student Government/Activity Fees– support the operations and activities of student government, which may include student transportation related fees, radio, student newspapers, or recycling/sustainability.
- J. Student Support Fees– support the operation of academic support services and centers.
- K. Student Union Fees– support operations, or deferred maintenance projects or long-term debt of student union buildings.

Mandatory Fees

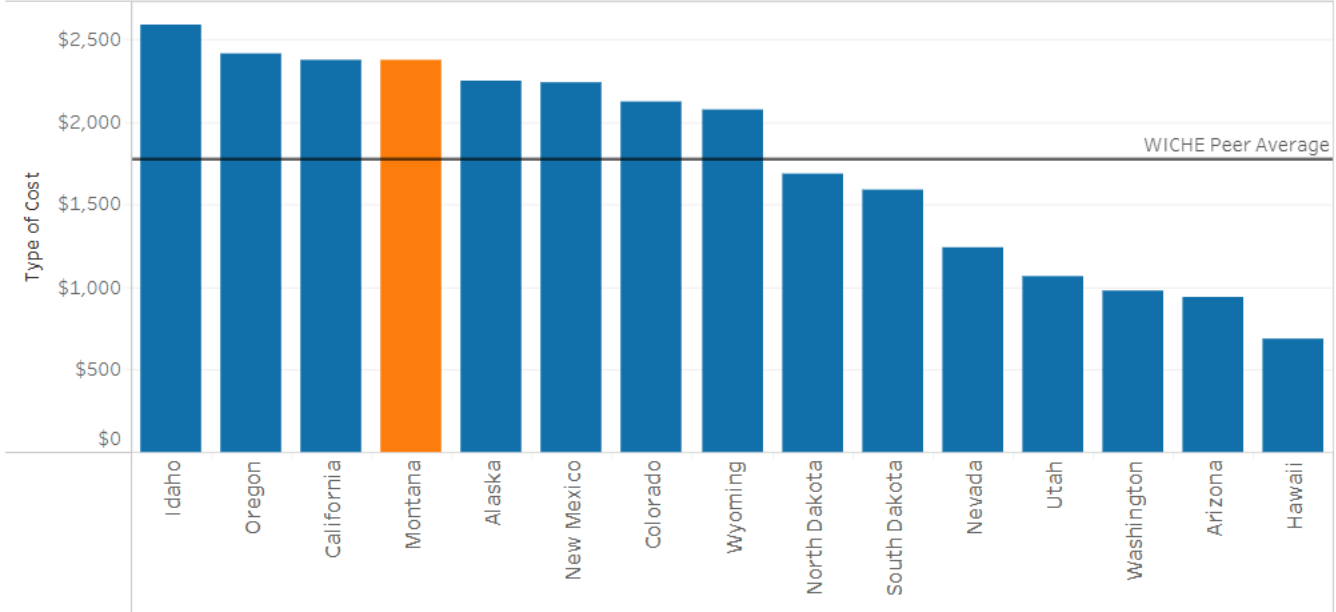
(excluding Online Fee conversion)

| | FY25 | FY26 | %chg | | FY26 | FY27 | %chg |
|-------------------|-------|-------|------|--|-------|-------|------|
| MSU | 2,161 | 2,217 | 2.6% | | 2,217 | 2,279 | 2.8% |
| Gallatin College | 1,053 | 1,065 | 1.1% | | 1,065 | 1,079 | 1.4% |
| MSUB | 1,719 | 1,768 | 2.8% | | 1,768 | 1,822 | 3.0% |
| City Collge | 1,644 | 1,694 | 3.0% | | 1,694 | 1,751 | 3.0% |
| MSUN | 1,636 | 1,694 | 3.0% | | 1,694 | 1,744 | 3.0% |
| Great Falls Coll. | 963 | 983 | 2.1% | | 983 | 1,004 | 2.2% |
| UM | 2,588 | 2,664 | 2.9% | | 2,664 | 2,664 | 2.9% |
| Missoula College | 1,588 | 1,632 | 2.8% | | 1,632 | 1,678 | 2.8% |
| MT Tech | 1,931 | 1,989 | 3.0% | | 1,989 | 2,049 | 3.0% |
| Highlands Coll. | 1,204 | 1,241 | 3.0% | | 1,241 | 1,278 | 3.0% |
| UMW | 1,509 | 1,549 | 2.7% | | 1,549 | 1,591 | 2.7% |
| Helena College | 875 | 902 | 3.0% | | 902 | 929 | 3.0% |

2024-25 Average Mandatory Fees by State

WICHE average is the state average across all states within WICHE. Constant dollars are in 2024 dollars and nominal dollars are in dollars of that year.

*Tuition and Fees Data Source: Western Interstate Commision for Higher Education (WICHE), *Tuition and Fees in the West 2023-24*



Regional Fees Comparison

Doctoral/Flagship

Academic Year Rates for Resident Undergraduate Full-time Students

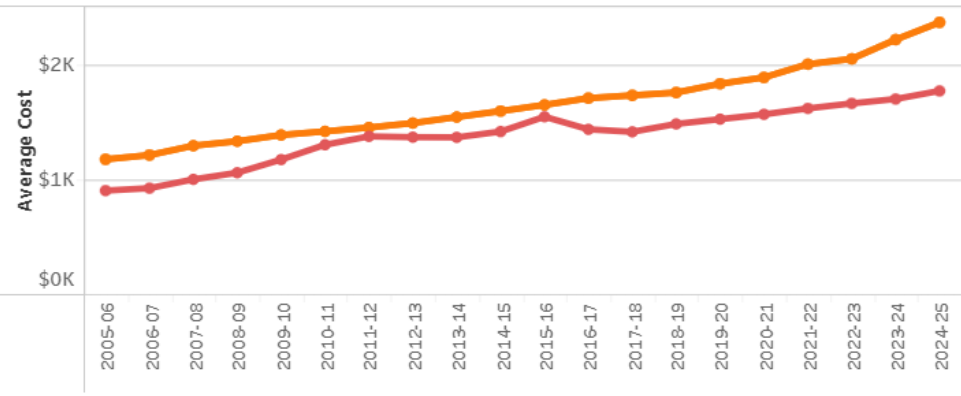
2024-25
WICHE Avg = \$1,774

MUS Avg. = \$2,375

2024-25 Mandatory Fees for Montana Schools

| | |
|--------------------------|---------|
| Montana State University | \$2,161 |
| University of Montana | \$2,582 |

Historical Trends of Mandatory Fees by State

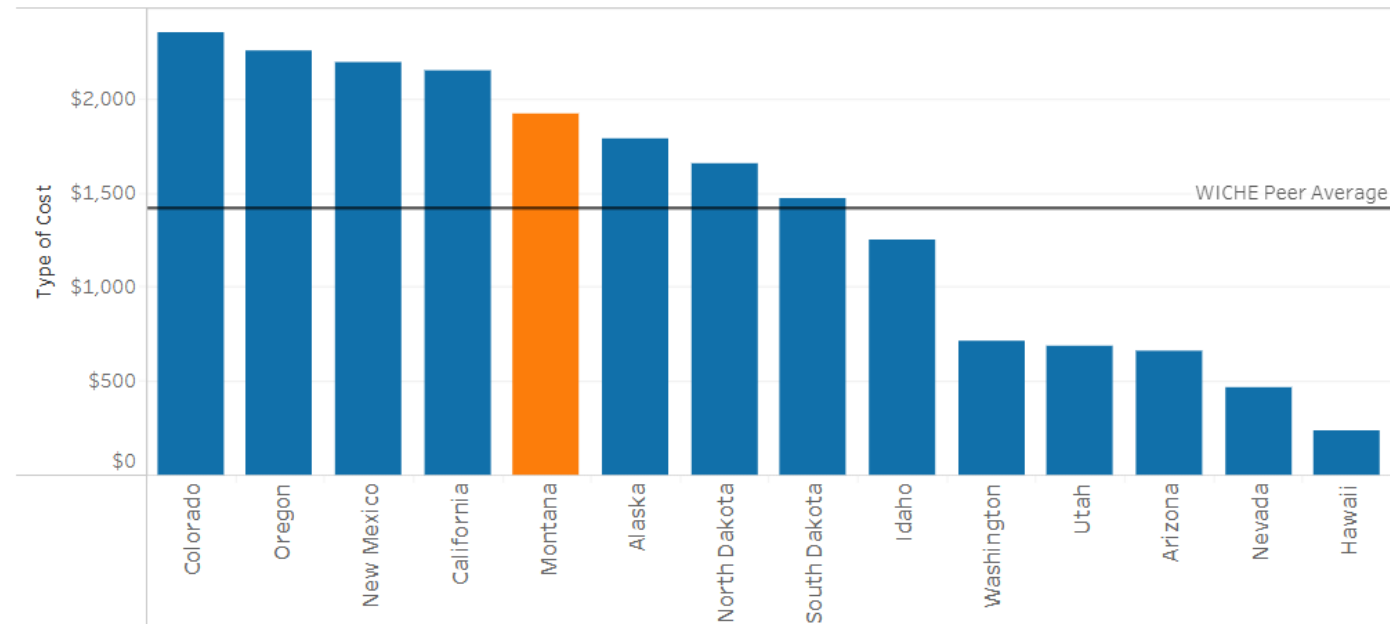


| | |
|---------------|--|
| Montana | |
| WICHE Average | |

2024-25 Average Mandatory Fees by State

WICHE average is the state average across all states within WICHE. Constant dollars are in 2024 dollars and nominal dollars are in dollars of that year.

*Tuition and Fees Data Source: Western Interstate Commission for Higher Education (WICHE), *Tuition and Fees in the West 2023-24*



Regional Fees Comparison

4yr (MA/BA)

Academic Year Rates for
Resident Undergraduate
Full-time Students

2024-25

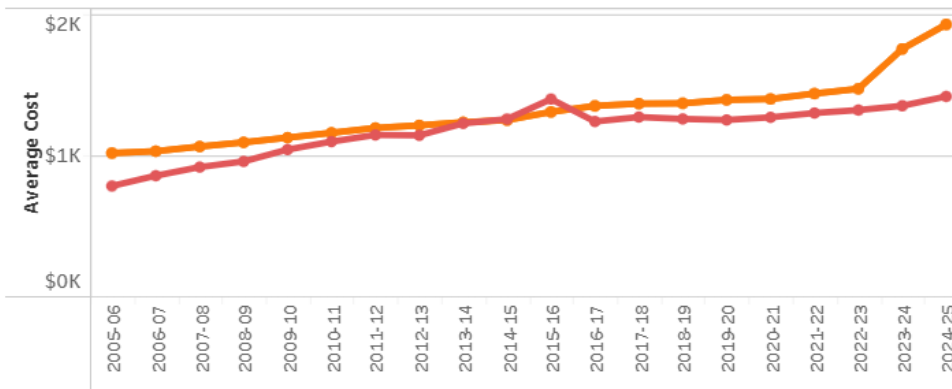
WICHE Avg. = \$1,414

MUS Avg. = \$1,923

2024-25 Mandatory Fees for Montana Schools

| | |
|-----------------------------------|---------|
| Montana State University Billings | \$2,163 |
| Montana State University-Northern | \$1,972 |
| University of Montana-Western | \$1,633 |

Historical Trends of Mandatory Fees by State



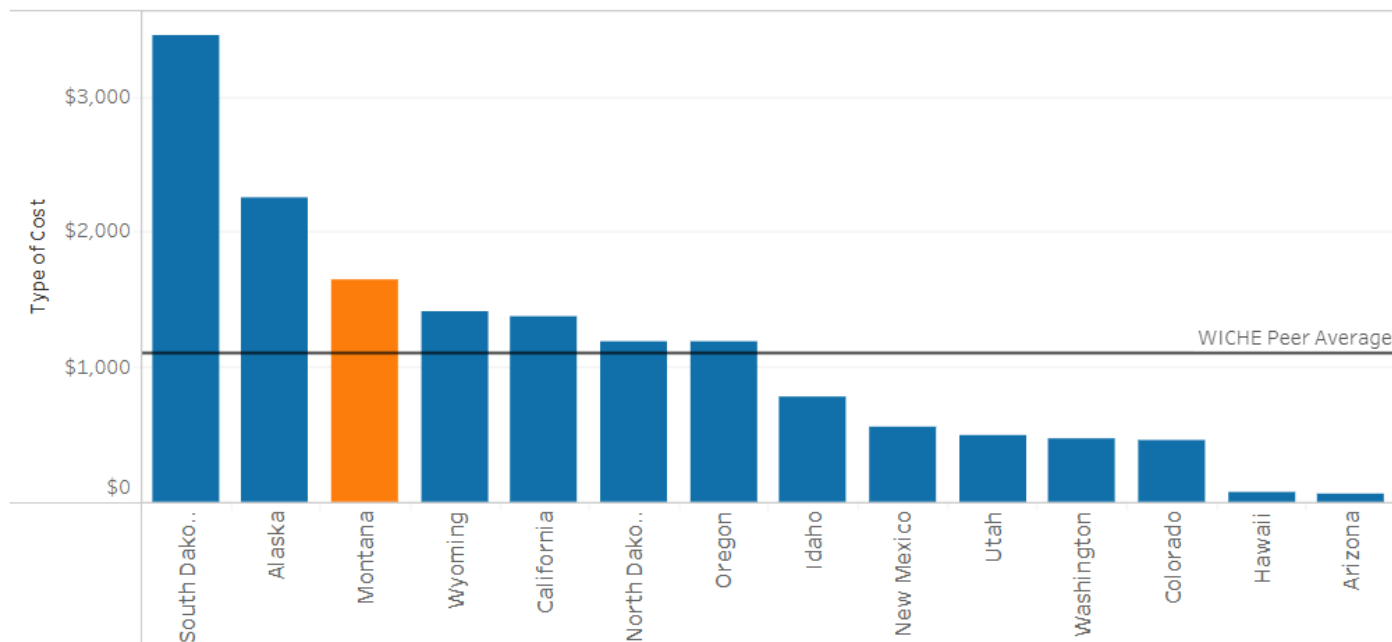
Montana

WICHE Average

2024-25 Average Mandatory Fees by State

WICHE average is the state average across all states within WICHE. Constant dollars are in 2024 dollars and nominal dollars are in dollars of that year.

*Tuition and Fees Data Source: Western Interstate Commission for Higher Education (WICHE), *Tuition and Fees in the West 2023-24*



Regional Fees Comparison

2yr Colleges

Academic Year Rates for
Resident Undergraduate
Full-time Students

2024-25

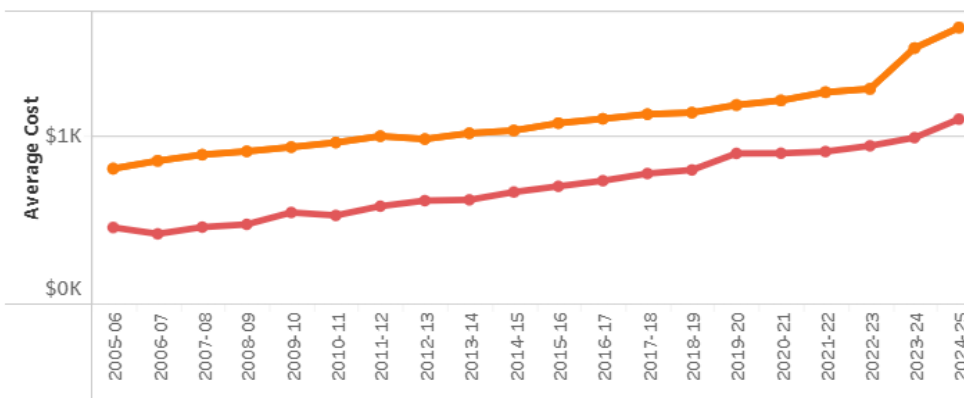
WICHE Avg. = \$1,101

MUS Avg. = \$1,647

2024-25 Mandatory Fees for Montana Schools

| | |
|---------------------|---------|
| City College | \$2,088 |
| Dawson CC | \$2,280 |
| Flathead Valley CC | \$1,571 |
| Gallatin College | \$1,053 |
| Great Falls College | \$963 |
| Helena College | \$1,163 |
| Highlands College | \$1,204 |
| Miles CC | \$2,700 |
| Missoula College | \$1,798 |

Historical Trends of Mandatory Fees by State



Montana

WICHE Average

Program Fees

Program fees – Additional fees assessed to students in certain high demand/occupational/ professional/ academic programs

| MSU Billings | FY25 | FY26 | %chg | FY27 | %chg | Charge |
|---|-------------|-------------|-------------|-------------|-------------|---------------|
| Athletic Training | \$925 | \$925 | 0% | \$925 | 0% | Per Semester |
| Welding | \$236 | \$241 | 2% | \$241 | 0% | Per Semester |
| Master of Health Administration | \$800 | \$800 | 0% | \$800 | 0% | Per Semester |
| RN to BSN Program Fee | \$800 | \$800 | 0% | \$800 | 0% | Per Semester |
| MS Adventure Leadership | \$500 | \$500 | 0% | \$500 | 0% | Per Semester |
| UM Missoula | FY25 | FY26 | %chg | FY27 | %chg | Charge |
| Business | \$342 | \$352 | 3% | \$363 | 3% | Per Semester |
| Pharmacy | \$7,440 | \$7,738 | 4% | \$7,893 | 2% | Per Year |
| Physical Therapy | \$7,086 | \$7,369 | 4% | \$7,516 | 2% | Per Year |
| Social Work | \$236 | \$240 | 2% | \$240 | 0% | Per Credit |
| Athletic Training (Masters) | \$1,186 | \$1,200 | 1% | \$1,200 | 0% | Per Semester |
| Speech Pathology | \$7,004 | \$7,284 | 4% | \$7,430 | 2% | Per Year |
| Forestry & Conservation | \$199 | \$205 | 3% | \$205 | 0% | Per Year |
| Wildlife Biology | \$183 | \$190 | 4% | \$190 | 0% | Per Year |
| Pharmacy, 4th year, P4 APPE | \$3,600 | \$3,600 | 0% | \$3,600 | 0% | Per Year |
| Occupational Therapy | \$7,004 | \$7,369 | 5% | \$7,516 | 2% | Per Year |
| Law School* | \$557 | \$8,355 | 1400% | \$8,355 | 0% | Per Semester |
| MC Culinary Arts | \$500 | \$500 | 0% | \$500 | 0% | Per Semester |
| * converted from per credit to per semester fee | | | | | | |
| MSU Northern | FY25 | FY26 | %chg | FY27 | %chg | Charge |
| Nursing | \$600 | \$625 | 4% | \$650 | 4% | Per Semester |
| UM Western | FY25 | FY26 | %chg | FY27 | %chg | Charge |
| Natural Horsemanship | \$1,850 | \$1,995 | 8% | \$2,035 | 2% | Per Semester |

Program Fees

| MT Tech |
|-------------------------------|
| Nursing |
| Pre Nursing |
| Business and BIT |
| School of Mines & Engineering |
| Grad School of Mines & Eng |
| Cybersecurity & Network Adm |

| FY25 | FY26 | %chg |
|-------|-------|------|
| \$650 | \$700 | 8% |
| \$100 | \$115 | 15% |
| \$65 | \$65 | 0% |
| \$430 | \$475 | 10% |
| \$285 | \$315 | 11% |
| \$200 | \$240 | 20% |

| FY27 | %chg |
|-------|------|
| \$750 | 7% |
| \$125 | 9% |
| \$65 | 0% |
| \$520 | 9% |
| \$345 | 10% |
| \$260 | 8% |

| Charge |
|--------------|
| Per Semester |
| Per Semester |
| Per Semester |
| Per Semester |
| Per Semester |
| Per Semester |

| MSU Bozeman |
|-----------------------------|
| Business* |
| Mathematics |
| Architecture |
| Architecture - Design |
| Art |
| Engineering (Freshmen) |
| Engineering (Soph - Senior) |
| Film & Photography |
| Music Technology |
| Nursing (undergrad) |
| Nursing (grad) |
| Nursing (accelerated) |
| Vet Med |

| FY25 | FY26 | %chg |
|---------|---------|-------|
| \$21 | \$180 | 757% |
| \$6.81 | \$0.00 | -100% |
| \$487 | \$487 | 0% |
| \$81 | \$81 | 0% |
| \$217 | \$221 | 2% |
| \$104 | \$105 | 1% |
| \$149 | \$151 | 2% |
| \$360 | \$360 | 0% |
| \$403 | \$435 | 8% |
| \$505 | \$515 | 2% |
| \$57 | \$58 | 2% |
| \$5,746 | \$5,861 | 0% |
| \$7,740 | \$7,740 | 0% |

| FY27 | %chg |
|---------|------|
| \$180 | 0% |
| \$0.00 | 0% |
| \$487 | 0% |
| \$81 | 0% |
| \$226 | 2% |
| \$107 | 2% |
| \$153 | 1% |
| \$360 | 0% |
| \$444 | 2% |
| \$525 | 2% |
| \$59 | 2% |
| \$5,978 | 2% |
| \$7,740 | 0% |

| Charge |
|--------------|
| Per Semester |
| Per Credit |
| Per Semester |
| Per Semester |
| Per Semester |
| Per Semester |
| Per Semester |
| Per Semester |
| Per Year |
| Per Semester |
| Per Credit |
| Per Semester |
| Per Semester |

* converted from per credit to per semester fee

Course Fees & Other Designated Fees

Course fees are assessed to cover the unique or extraordinary costs associated with the delivery of a specific course. Appropriate uses of course fees are limited to the following:

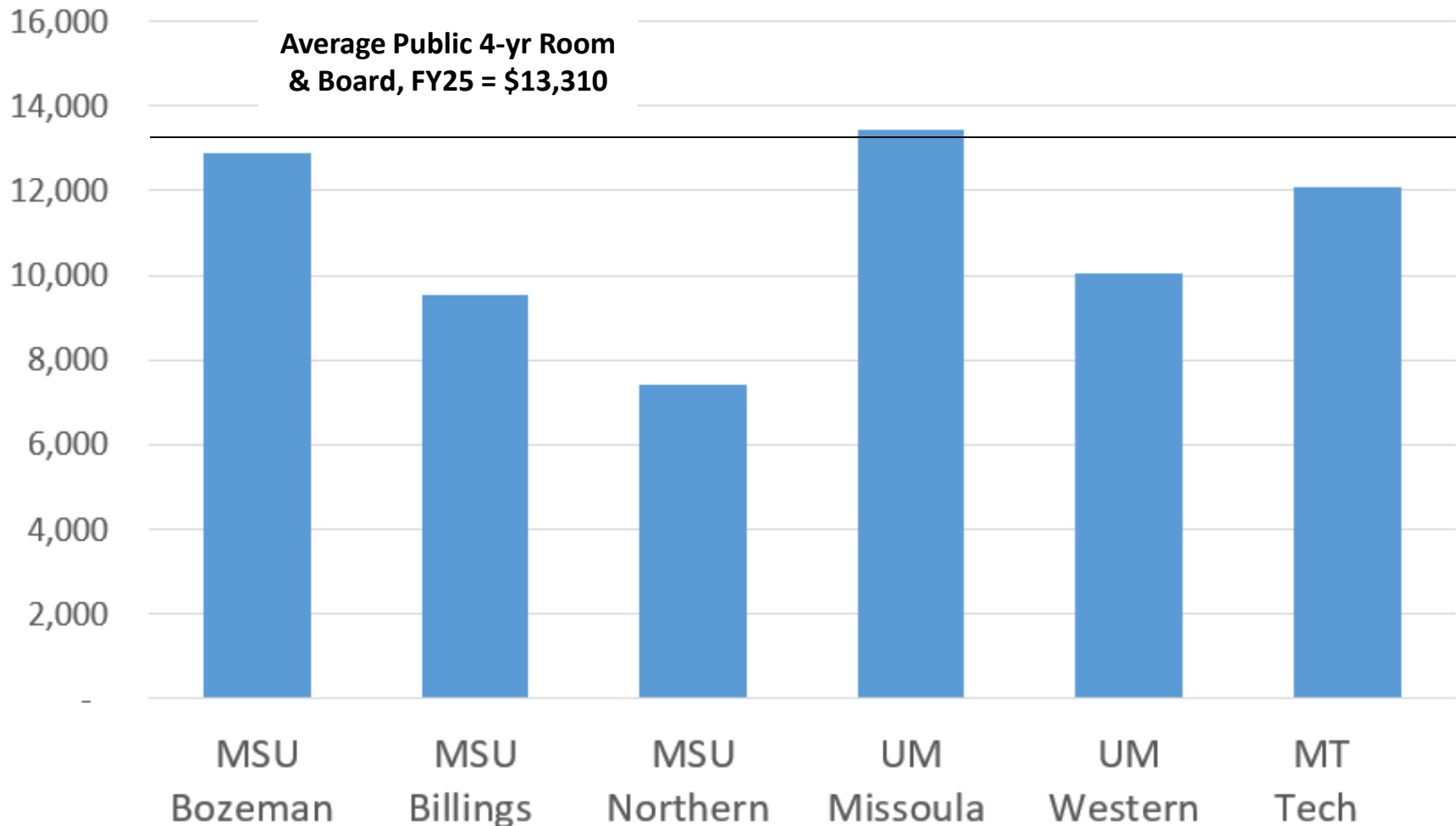
- (a) Specialized activities or equipment fees, where payment is made to individuals or entities generally conducting these types of activities (such as downhill skiing, bowling, etc.);
- (b) Field trips;
- (c) Study abroad programs;
- (d) Pass-through fees (such as Red Cross certifications, Nursing liability insurance, etc.);
- (e) Laboratory consumables and other class consumables (such as sheet music), excluding computer supplies and paper products;
- (f) Materials used by students to create a product that becomes the student's property after use in a specific course.

Examples:

| Campus | Course/Other | Fee Amt | Fee Description |
|--------|----------------|---------|--|
| UM | GEO 225 | \$40 | Field trip fee |
| MSU | KIN 322 | \$27 | Consumable lab supplies |
| MSUB | ARTZ 131 | \$25 | Materials become students' property |
| MTech | Orientaton | \$65 | Charged to 1st-time students, funds orientation activities |
| UMW | Parking | \$60 | Annual parking fee |
| MSUN | Transcript Fee | \$3 | Request for official transcripts, first one is free |

Proposed Room & Board, FY25

Average annual rates for double occupancy rooms with 19+ meals per week



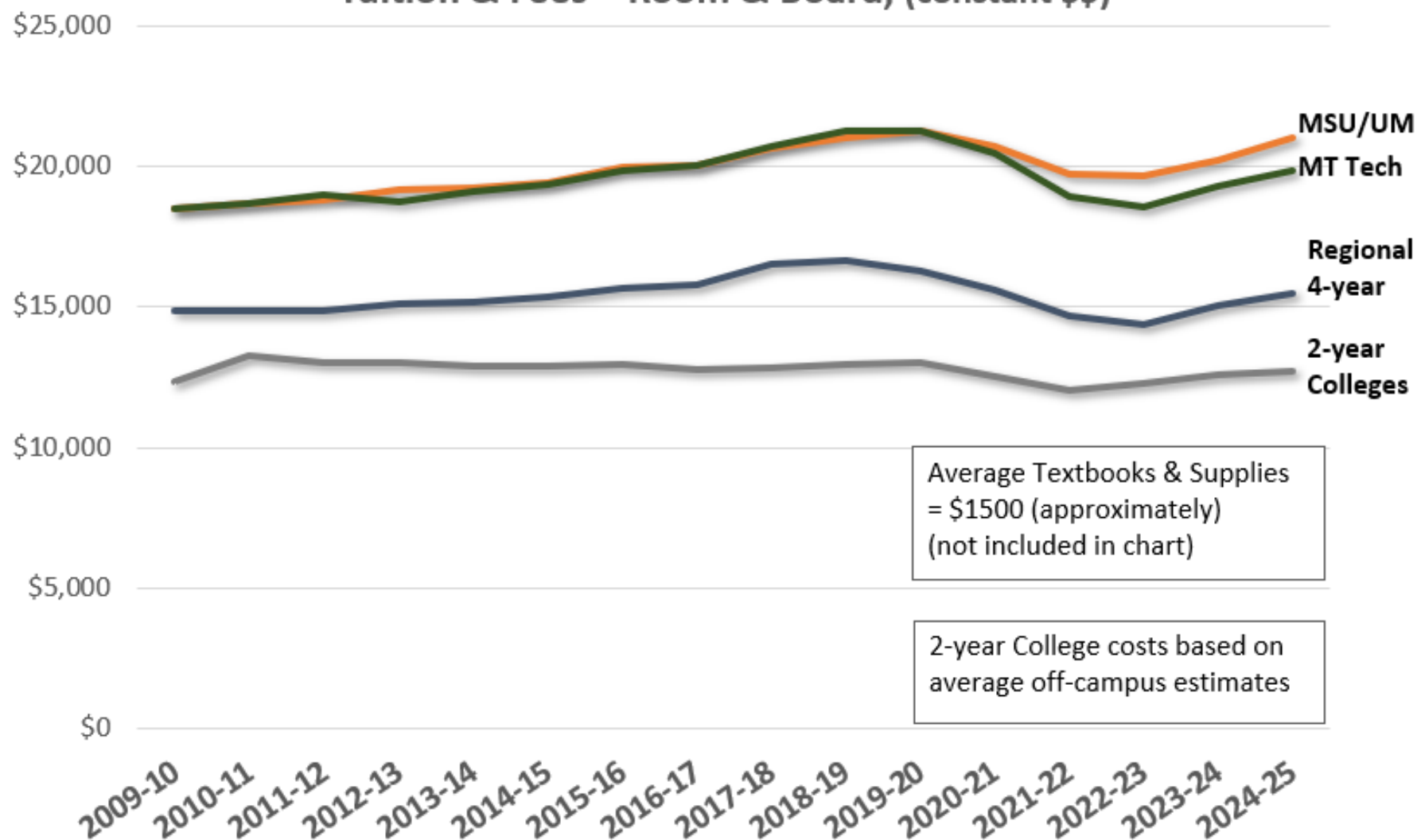
Room & Board

Average annual rates for double occupancy rooms with 19+ meals per week

| | Current Rate | Proposed Rates | | FY25 to FY26 | FY26 to FY27 | Adjusted for Inflation | |
|---------|--------------|----------------|--------|--------------|--------------|------------------------|---------------|
| | | | | | | 10 Year Trend | |
| | FY25 | FY26 | FY27 | %Chg | %Chg | %Chg | Annual Growth |
| MSU | 12,289 | 12,904 | 13,550 | 5.0% | 5.0% | 12.4% | 1.7% |
| MSUB | 9,263 | 9,722 | 10,206 | 5.0% | 5.0% | -0.1% | 0.3% |
| MSUN | 7,224 | 7,412 | 7,634 | 2.6% | 3.0% | -11.8% | -1.0% |
| UM | 12,796 | 13,448 | 14,120 | 5.1% | 5.0% | 20.4% | 2.4% |
| UMW | 9,557 | 10,030 | 10,544 | 4.9% | 5.1% | 7.9% | 1.3% |
| MT Tech | 11,524 | 12,102 | 12,708 | 5.0% | 5.0% | 8.6% | 1.3% |

Cost of Attendance

Academic Year Rates for Full-time Resident Undergraduate Students
Tuition & Fees + Room & Board, (constant \$\$)

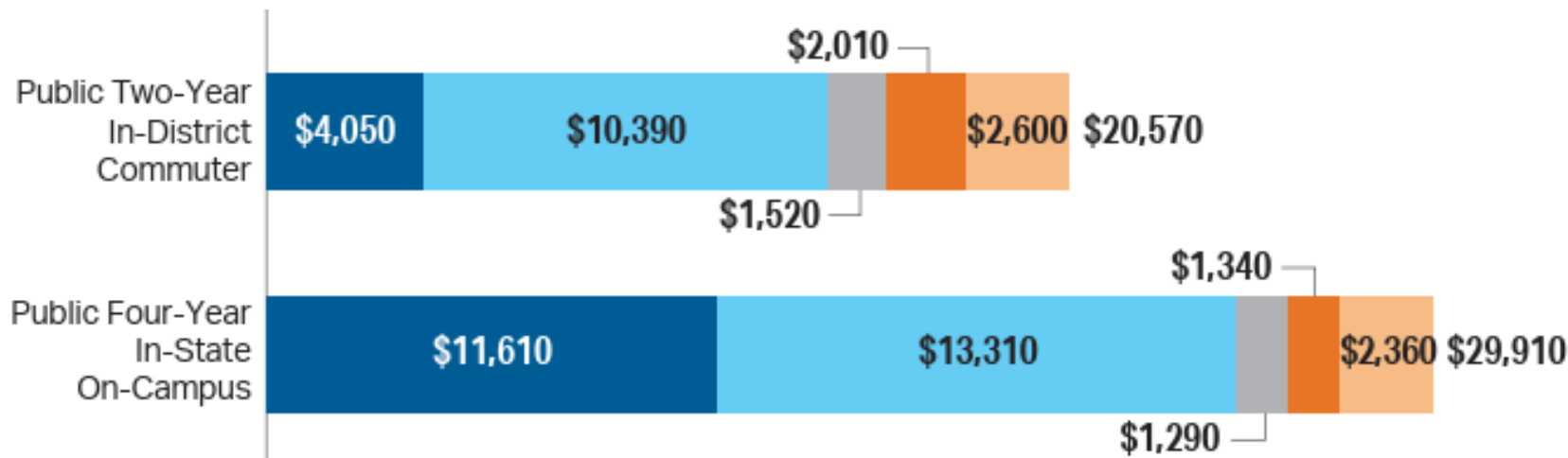


National Comparison – Cost of Attendance

Source: College Board, Trends in College Pricing

Cost of Attendance, 2024-25

Academic Year Rates for Full-time Resident Undergraduates attending Public Institutions



■ Tuition and Fees
 ■ Room and Board
 ■ Books and Supplies
 ■ Transportation
 ■ Other Expenses

| | Tuition & Fees + Room & Board | |
|--------|-------------------------------|------------------|
| | Nat'l Avg (2024-25) | MUS (2024-25) |
| 2-year | \$14,440 | \$12,723 |
| 4-year | \$24,920 | \$21,046 |
| | | (avg. MSU/UM) |

