



MONTANA
UNIVERSITY SYSTEM

AIMA Update

Fall 2021

Angela McLean

Director of American Indian and Minority Achievement and K-12 Partnerships



OCHE – Academic, Research, and Student Affairs



8% Increase in Enrollment

6% of Overall Student Population (2503)



Flagship Enrollment



4% gain over last year



Making up 5.1% of overall
enrollment on the Flagship
Campuses



Four Year Campuses



19% gain over last year



Making up 9.6% of overall
enrollment on the Four-Year
Campuses



Two Year Campuses



7.6% gain over last year



Making up 7.3% of overall
enrollment on the Two-Year
Campuses



Apply Montana 2021 Applications

- American Indian Students 14.3% of all Applications



Apply Montana

Your launchpad to college & career





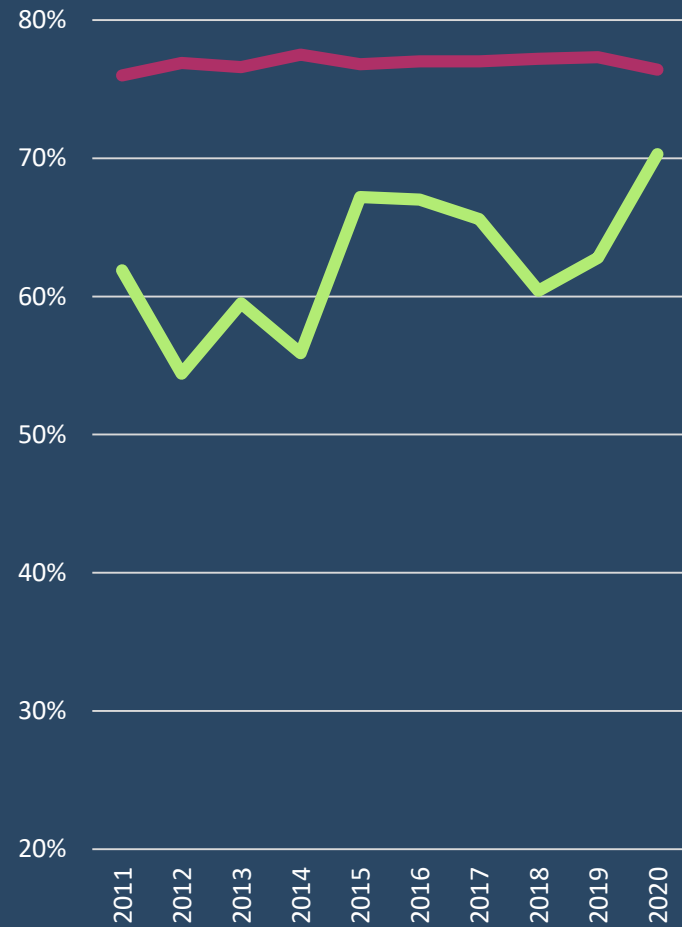
**7.9% Increase
in Retention**

62.7%

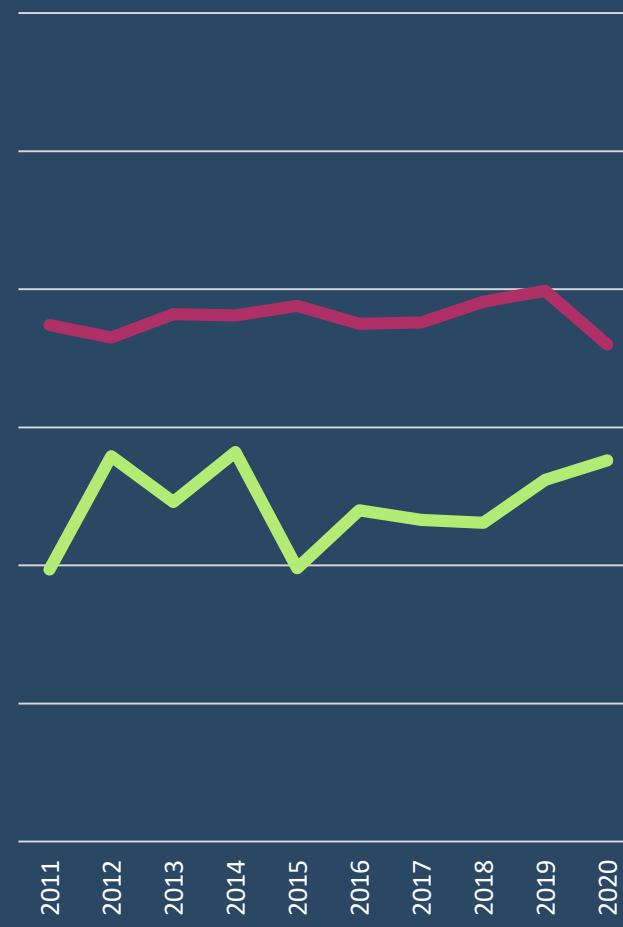


Montana Institutions are Making Progress on the Retention Gap

4-Year Flagship



2-Year & CC



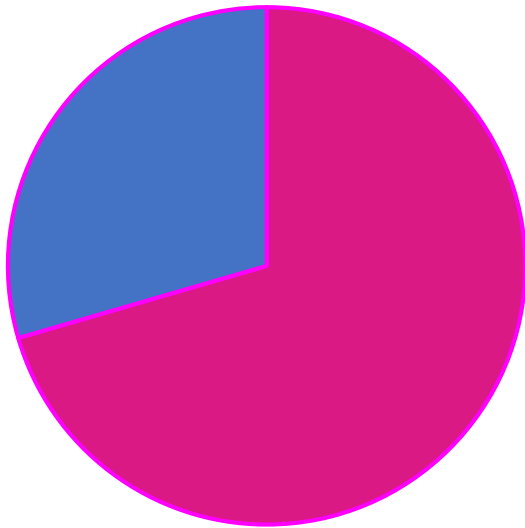
Source: MUS AIMA Dashboard (<https://mus.edu/data/AmInd/AI-EnrollmentDashboard.html>).



Campus Specific Retention

Flagship Campuses


70.3%



7.5% gain over last year

All Four-Year Campuses

67.1%



8.5% gain over last year



Common Course Numbering



Tribal Colleges & CCN

Aaniiih Nakoda College

Stone Child College

Fort Peck Community College

Blackfeet Community College



Questions?