

## Mandatory Fees | Program & Course Fees | Room & Board

### Campus Tuition & Fee Schedules

#### UNIVERSITY OF MONTANA

[University of Montana-Missoula](#)

[Montana Technological University](#)

[University of Montana Western](#)

[Helena College University of Montana](#)

#### MONTANA STATE UNIVERSITY

[Montana State University-Bozeman](#)

[Montana State University-Billings](#)

[Montana State University-Northern](#)

[Great Falls College MSU](#)

#### COMMUNITY COLLEGES

[Dawson Community College](#)

[Flathead Valley Community College](#)

[Miles Community College](#)

Click [Link](#)



- 1) Mandatory Fees
- 2) Program Fees
- 3) Course Fees
- 4) Other Designated Fees
- 5) Room & Board
- 6) Cost of Attendance

**NEW**

**Mandatory Fee**  
**Dashboard**

## Mandatory Fees

The campuses of the Montana University System may assess student mandatory fees dedicated to the support of the categories listed below.

BOR Policy 940.12.1 defines a Mandatory Fee as: “[those] assessed to all students registering at the campuses, regardless of the academic program or course of study chosen by the student” (unless explicitly exempted by another Board of Regents Policy).

## Mandatory Fees Categories

- A. **Athletic Fees**– support intercollegiate athletic programs and allow the student to be admitted to campus athletic events to the extent deemed practical by the campus administration.
- B. **Building and Facilities Fees**–support the repayment that financed the construction and/or remodeling of buildings, as well as for operations and maintenance.
- C. **Building and Facilities (Non-resident only) fees**– non-resident students pay an additional amount towards building costs.
- D. **Computer/Technology Fees**– support campus-wide technology infrastructure, including computing equipment, software, and maintenance, as well as computer networks and related infrastructure/systems.

## Mandatory Fees Categories

- E. Equipment Fees– support the purchase, maintenance, or lease of equipment which will provide a primary benefit to an educational program including libraries. and other related capital acquisitions.
- F. Health Service Fees– support the campus health center or provide students with medical, dental, counseling or health enhancement services.
- G. Library Fees–support library operations, including the purchase of library acquisitions, books, manuscripts, monographs, electronic resources, and other materials for the Library, as well as expanded hours of operation.
- H. Recreation Fees– allow student access to campus recreation facilities and support other recreational activities offered on campus, which may include intramural sports. Funds may be used to operate and maintain recreational facilities.
- I. Student Government/Activity Fees– support the operations and activities of student government, which may include student transportation related fees, radio, student newspapers, or recycling/sustainability.
- J. Student Support Fees– support the operation of academic support services and centers.
- K. Student Union Fees– support operations, or deferred maintenance projects or long-term debt of student union buildings.

## Mandatory Fees Proposal Summary, 2021 Biennium

Academic Year Rates for Full-time Students (enrolled in 15 credit hours per semester or equivalent)

### MANDATORY FEES

FY20		FY21	
Resident Undergrad	Non-resident Undergrad	Resident Undergrad	Non-resident Undergrad

4YR

Montana State University	Rate	1,671	1,965	1,717	2,017
	% Inc	3.0%	2.8%	2.7%	2.6%
University of Montana	Rate	1,952	2,024	2,010	2,082
	% Inc	2.9%	2.8%	3.0%	2.9%

MT Tech	Rate	1,724	1,804	1,690	1,770
	% Inc	1.2%	1.1%	-2.0%	-1.9%

MSU Billings	Rate	1,478	1,609	1,513	1,650
	% Inc	2.4%	2.6%	2.4%	2.6%
MSU Northern	Rate	1,459	1,569	1,459	1,569
	% Inc	0%	0%	0%	0%
UM Western	Rate	1,202	1,274	1,214	1,286
	% Inc	0.7%	0.6%	1.0%	0.9%

**The annual increase in mandatory fees does not exceed 3% at any campus**

## Mandatory Fees Proposal Summary, 2021 Biennium

Academic Year Rates for Full-time Students (enrolled in 15 credit hours per semester or equivalent)

### MANDATORY FEES

FY20		FY21	
Resident Undergrad	Non-resident Undergrad	Resident Undergrad	Non-resident Undergrad

2YR

City College	Rate	1,405	1,536	1,442	1,579
	% Inc	2.5%	2.7%	2.6%	2.8%
Gallatin College	Rate	800	1,094	817	1,117
	% Inc	2.0%	2.0%	2.2%	2.1%
Great Falls College	Rate	651	651	668	668
	% Inc	2.7%	2.7%	2.6%	2.6%
Helena College	Rate	764	852	777	868
	% Inc	1.7%	1.8%	1.7%	1.8%
Highlands College	Rate	955	1,034	965	1,034
	% Inc	1.1%	0.0%	1.0%	1.0%
Missoula College	Rate	1,284	1,356	1,314	1,386
	% Inc	2.2%	2.1%	2.3%	2.2%

**The annual increase in mandatory fees does not exceed 3% at any campus**

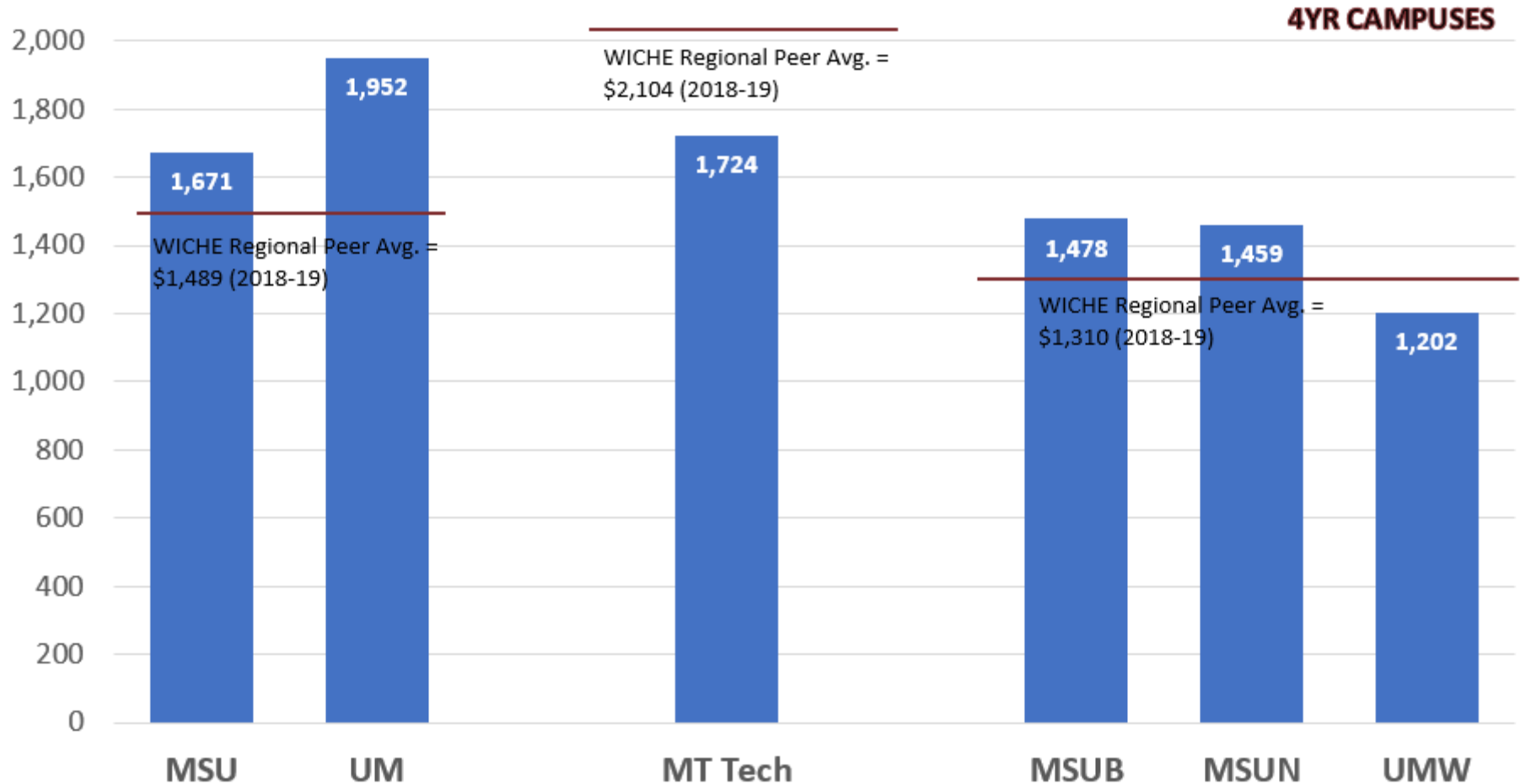
## **Campus Recommended Mandatory Fee Increases** (above the 3% benchmark)

- 1) UM Missoula – Student Success Fee
- 2) MSU Billings – Health Fee increase
- 3) Helena College – Student Gov't Fee increase
- 4) Great Falls College – Mental Health/Counselor Fee

note: these requests will be presented separately as individual action items

## Proposed Mandatory Fees - Resident Undergraduate, FY 2020

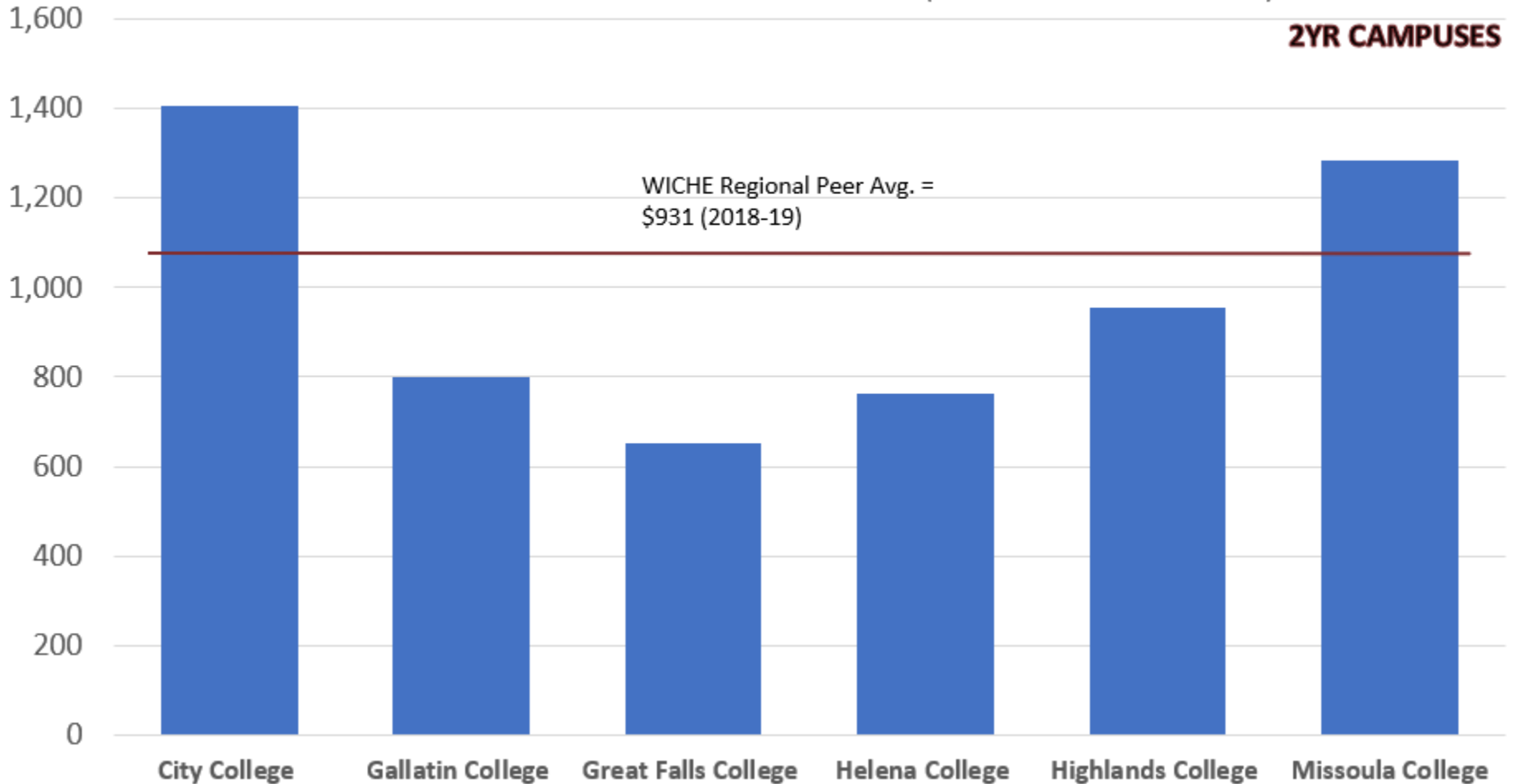
Academic Year Rates for Full-time Students (12+ credits each semester)



**Mandatory fees at most MUS 4YR campuses are above the regional average**

## Proposed Mandatory Fees - Resident Undergraduate, FY 2020

Academic Year Rates for Full-time Students (12+ credits each semester)



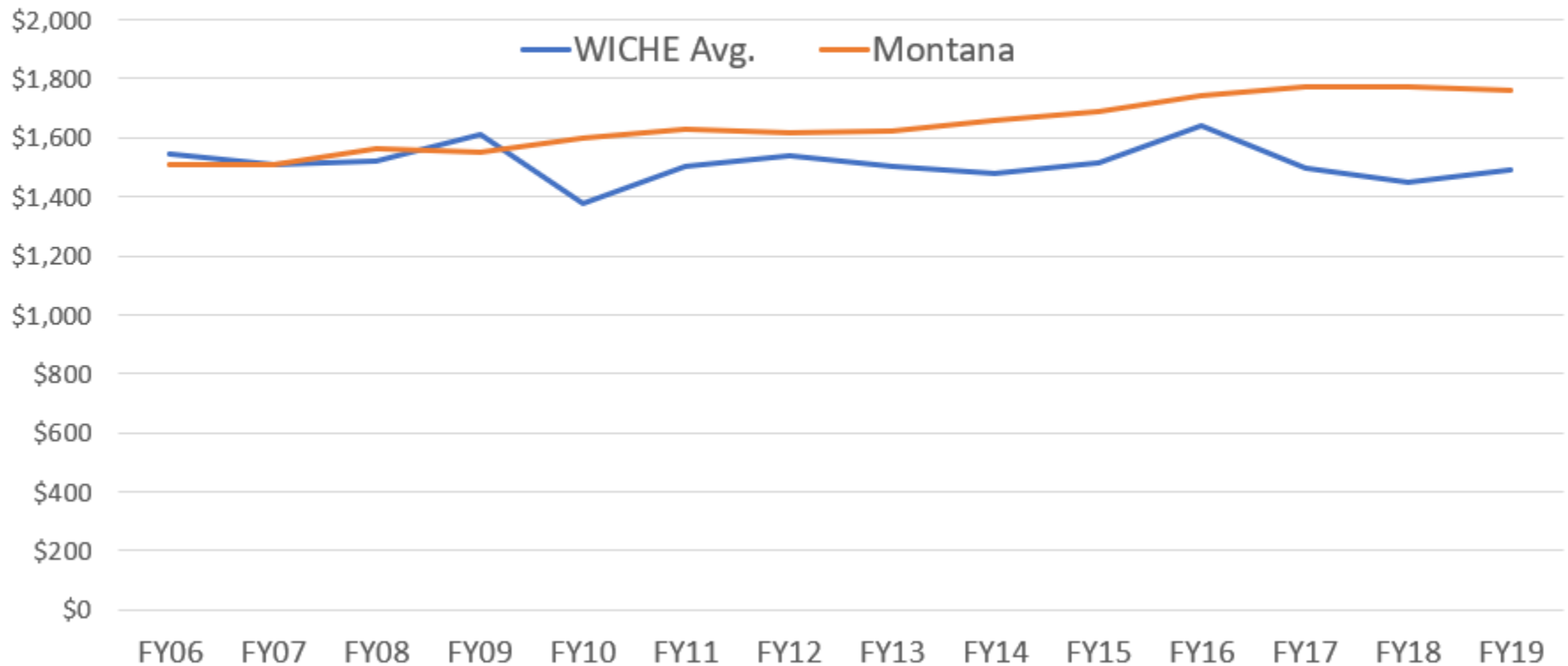
**Mandatory fees at most MUS 2YR campuses are below the regional average**



## Mandatory Fee History - Public Doctoral Research Universities

Resident Undergraduates - Academic Year Rates for FT-time Students

(Inflationary Adjusted - 2019 Constant \$\$)



**Rates in MT have ranged from \$100 - \$250 higher than the regional avg. for the past 10 yrs.**

## Program Fees

Program fees – Additional fees assessed to students in certain high demand/occupational/professional/ academic programs

### Program Fees, 2021 Biennium - 4-year Campus

<b>MT Tech</b>	<b>FY19</b>	<b>FY20</b>	<b>%chg</b>	<b>FY21</b>	<b>%chg</b>	<b>Charge</b>
Nursing	\$650	\$650	0%	\$650	0%	Per Semester
Healthcare Informatics	\$85	\$85	0%	\$85	0%	Per Semester
Business and BIT	\$65	\$65	0%	\$65	0%	Per Semester
School of Mines & Engineering	\$400	\$400	0%	\$400	0%	Per Semester
Networking Technology	\$125	\$200	60%	\$200	0%	Per Semester
Technical Communication	\$40	\$40	0%	\$40	0%	Per Semester

<b>UM Missoula</b>	<b>FY19</b>	<b>FY20</b>	<b>%chg</b>	<b>FY21</b>	<b>%chg</b>	<b>Charge</b>
Business	\$276	\$284	3%	\$292	3%	Per Semester
Pharmacy	\$5,082	\$5,590	10%	\$6,149	10%	Per Year
Physical Therapy	\$5,324	\$5,856	10%	\$6,442	10%	Per Year
Public Health	\$182	\$182	0%	\$182	0%	Per Credit
Social Work	\$161	\$178	11%	\$195	10%	Per Credit
Law	\$165	\$190	15%	\$215	13%	Per Credit
Athletic Training (Masters)	\$1,020	\$1,070	5%	\$1,124	5%	Per Semester
Culinary Arts	\$500	\$500	0%	\$500	0%	Per Semester
Speech Pathology	\$4,200	\$6,881	64%	\$6,881	0%	Per Year

## Program Fees

<b>MSU Bozeman</b>	<b>FY19</b>	<b>FY20</b>	<b>%chg</b>	<b>FY21</b>	<b>%chg</b>	<b>Charge</b>
Business	\$21	\$21	0%	\$21	0%	Per Credit
Architecture	\$417	\$425	2%	\$434	2%	Per Semester
Art	\$182	\$185	2%	\$185	0%	Per Semester
Engineering (Freshmen)	\$95	\$97	2%	\$99	2%	Per Semester
Engineering (Soph - Senior)	\$136	\$138	2%	\$141	2%	Per Semester
Film & Photography	\$320	\$320	0%	\$320	0%	Per Semester
Music Technology	\$305	\$365	20%	\$373	2%	Per Year
Nursing	\$420	\$420	0%	\$420	0%	Per Semester
Vet Med	\$7,740	\$7,740	0%	\$7,740	0%	Per Semester
<b>MSU Billings</b>	<b>FY19</b>	<b>FY20</b>	<b>%chg</b>	<b>FY21</b>	<b>%chg</b>	<b>Charge</b>
Athletic Training	\$925	\$925	0%	\$925	0%	Per Semester
Sustainable Energy	\$250	\$250	0%	\$250	0%	Per Semester
Welding	\$225	\$225	0%	\$225	0%	Per Semester
Master of Health Administration	\$800	\$800	0%	\$800	0%	Per Semester
RN to BSN Program Fee	\$800	\$800	0%	\$800	0%	Per Semester
MS Adventure Leadership	\$500	\$500	0%	\$500	0%	Per Semester
<b>MSU Northern</b>	<b>FY19</b>	<b>FY20</b>	<b>%chg</b>	<b>FY21</b>	<b>%chg</b>	<b>Charge</b>
Nursing	\$500	\$600	20%	\$600	0%	Per Semester
<b>UM Western</b>	<b>FY19</b>	<b>FY20</b>	<b>%chg</b>	<b>FY21</b>	<b>%chg</b>	<b>Charge</b>
Natural Horsemanship	\$1,850	\$1,850	0%	\$1,850	0%	Per Semester

## Course Fees & Other Designated Fees

**Course fees** are assessed to cover the unique or extraordinary costs associated with the delivery of a specific course. Appropriate uses of course fees are limited to the following:

- (a) Specialized activities or equipment fees, where payment is made to individuals or entities generally conducting these types of activities (such as downhill skiing, bowling, etc.);
- (b) Field trips;
- (c) Study abroad programs;
- (d) Pass-through fees (such as Red Cross certifications, Nursing liability insurance, etc.);
- (e) Laboratory consumables and other class consumables (such as sheet music), excluding computer supplies and paper products;
- (f) Materials used by students to create a product that becomes the student's property after use in a specific course.

### Examples:

Campus	Course/Other	Fee Amt	Fee Description
UM	GEO 225	\$40	Field trip fee
MSU	KIN 322	\$27	Consumable lab supplies
MSUB	ARTZ 131	\$25	Materials become students' property
MTech	Orientaton	\$65	Charged to 1st-time students, funds orientation activities
UMW	Parking	\$60	Annual parking fee
MSUN	Transcript Fee	\$3	Request for official transcripts, first one is free

## Room & Board

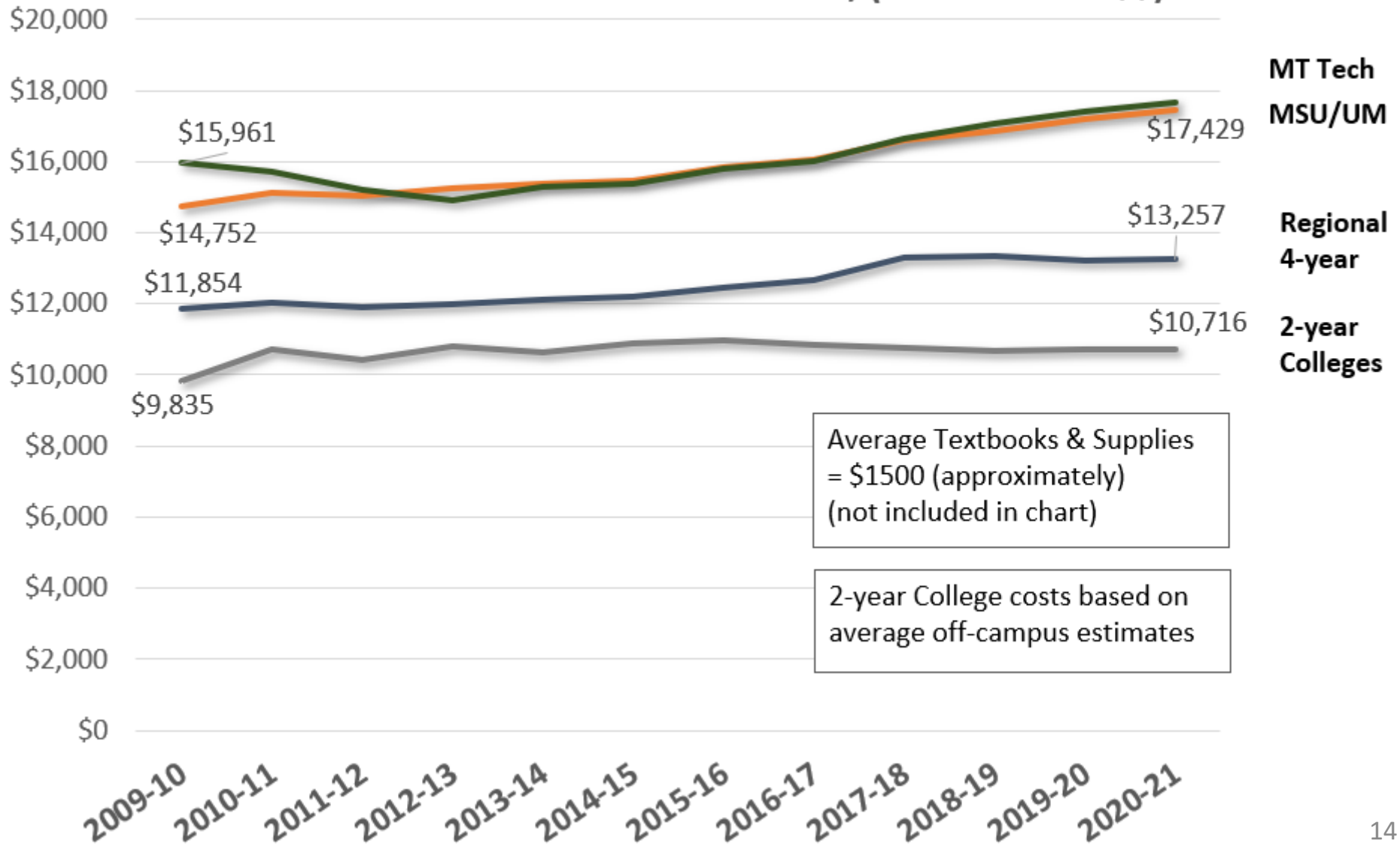
Average annual rates for double occupancy rooms with 19+ meals per week

	FY13	FY14	FY15	FY16	FY17	FY18	FY19	Proposed		% Change	
								FY20	FY21	FY19 to FY20	FY13 to FY21
MSU Bozeman	8,190	8,220	8,378	8,642	8,914	9,304	9,707	9,914	10,127	2.1%	23.6%
MSU Billings	6,320	6,680	7,120	7,186	7,510	7,740	8,186	7,420	7,420	-9.4%	17.4%
MSU Northern	6,048	6,198	6,276	6,325	6,410	6,470	6,520	6,990	7,130	7.2%	17.9%
UM Missoula	7,462	7,625	8,006	8,406	8,826	9,178	9,544	9,966	10,274	4.4%	37.7%
UM Western	6,058	6,290	6,536	6,994	7,482	7,744	7,950	8,044	8,140	1.2%	34.4%
MT Tech	7,260	7,760	8,066	8,390	8,762	9,178	9,656	9,824	9,998	1.7%	37.7%

source: Campus Tuition & Fee Schedules; based on College Board reporting criteria

## Cost of Attendance

Academic Year Rates for Full-time Resident Undergraduate Students  
**Tuition & Fees + Room & Board, (2019 constant \$)**

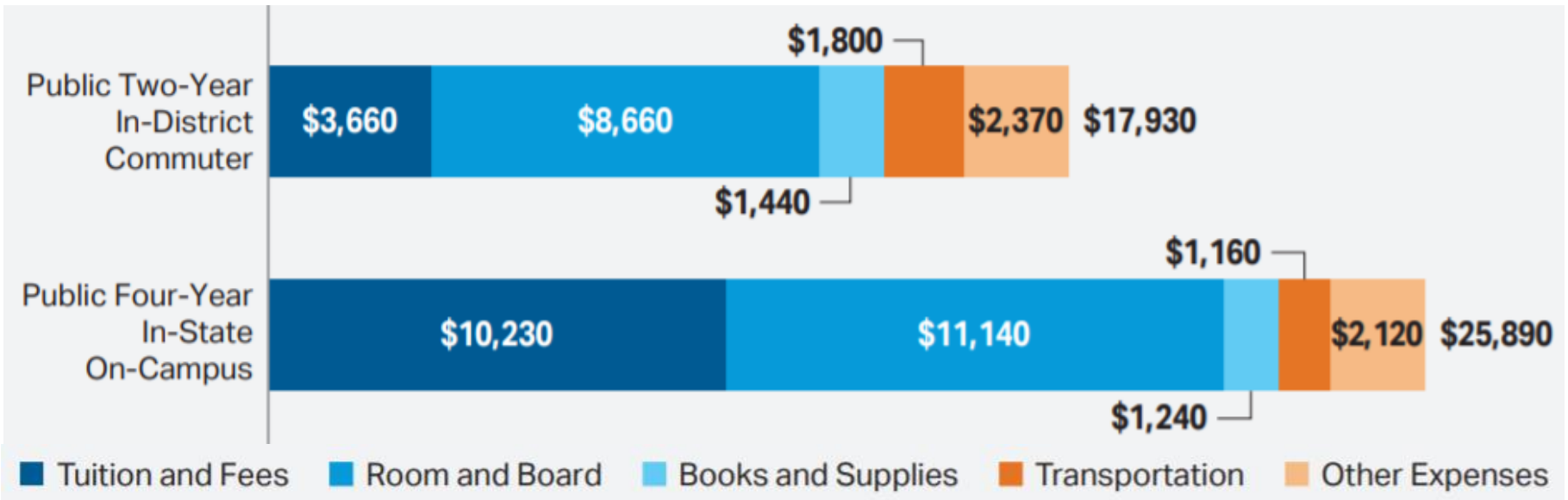


## National Comparison – Cost of Attendance

Source: College Board, Trends in College Pricing

### Cost of Attendance, 2018-19

Academic Year Rates for Full-time Resident Undergraduates attending Public Institutions



	Tuition & Fees + Room & Board	
	Nat'l Avg (2018-19)	MUS (2019-20)
2-year	12,320	10,716
4-year	21,370	17,429