

The accompanying financial statements and report are intended for the original recipient. They must be presented in their entirety and may not be modified in any manner.





FINANCIAL REPORT

June 30, 2014 and 2013



C O N T E N T S

	<u>PAGE</u>
INDEPENDENT AUDITOR’S REPORT	1 and 2
MANAGEMENT’S DISCUSSION AND ANALYSIS	3 to 6
FINANCIAL STATEMENTS	
Statements of Financial Position.....	7
Statements of Activities	8 and 9
Statements of Cash Flows.....	10 and 11
Notes to Financial Statements.....	12 to 30

INDEPENDENT AUDITOR'S REPORT

Audit Committee
Board of Trustees
The University of Montana Foundation
Missoula, Montana

We have audited the accompanying financial statements of The University of Montana Foundation (a nonprofit organization), which comprise the statements of financial position as of June 30, 2014 and 2013, and the related statements of activities and cash flows for the years then ended, and the related notes to the financial statements.

Management's Responsibility for the Financial Statements

Management is responsible for the preparation and fair presentation of these financial statements in accordance with accounting principles generally accepted in the United States of America; this includes the design, implementation, and maintenance of internal control relevant to the preparation and fair presentation of financial statements that are free from material misstatement, whether due to fraud or error.

Auditor's Responsibility

Our responsibility is to express an opinion on these financial statements based on our audit. We conducted our audit in accordance with auditing standards generally accepted in the United States of America. Those standards require that we plan and perform the audit to obtain reasonable assurance about whether the financial statements are free from material misstatement.

An audit involves performing procedures to obtain audit evidence about the amounts and disclosures in the financial statements. The procedures selected depend on the auditor's judgment, including the assessment of the risks of material misstatement of the financial statements, whether due to fraud or error. In making those risk assessments, the auditor considers internal control relevant to the entity's preparation and fair presentation of the financial statements in order to design audit procedures that are appropriate in the circumstances, but not for the purpose of expressing an opinion on the effectiveness of the entity's internal control. Accordingly, we express no such opinion. An audit also includes evaluating the appropriateness of accounting policies used and the reasonableness of significant accounting estimates made by management, as well as evaluating the overall presentation of the financial statements.

We believe that the audit evidence we have obtained is sufficient and appropriate to provide a basis for our audit opinion.

Opinion

In our opinion, the financial statements referred to above present fairly, in all material respects, the financial position of The University of Montana Foundation as of June 30, 2014 and 2013, and the results of its operations and its cash flows for the year then ended in accordance with accounting principles generally accepted in the United States of America.

Disclaimer of Opinion on Management Discussion and Analysis

Our audit was conducted for the purpose of forming an opinion on the financial statements as a whole. The Management Discussion and Analysis, which is the responsibility of management, is presented for purposes of additional analysis and is not a required part of the financial statements. Such information has not been subjected to the auditing procedures applied in the audits of the financial statements and, accordingly, we do not express an opinion or provide any assurance on it.

Anderson Zurmuehlen & Co., P.C.

Missoula, Montana
September 23, 2014



MANAGEMENT'S DISCUSSION AND ANALYSIS

OVERVIEW

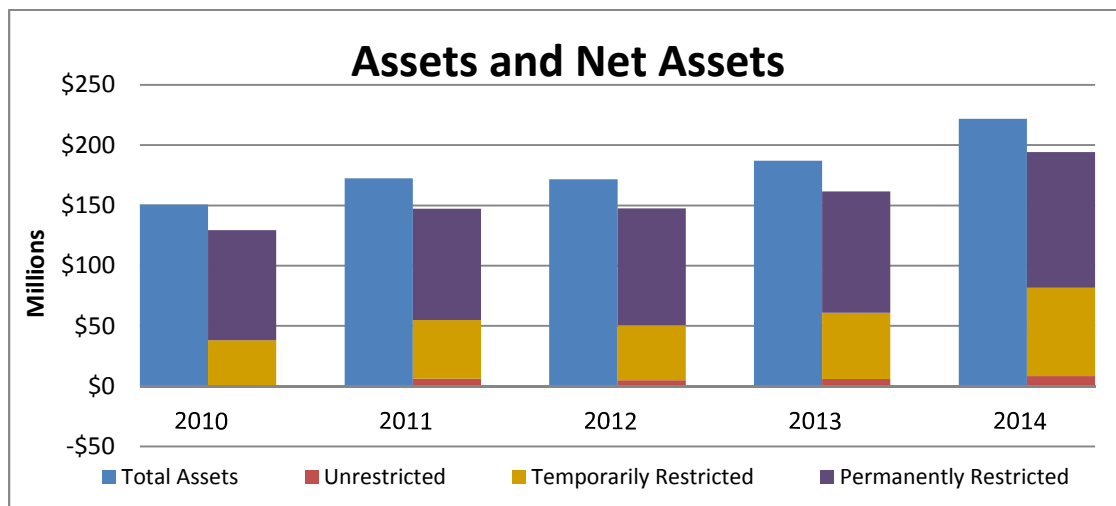
The following discussion and analysis presents an overview of the financial performance of the University of Montana Foundation (Foundation) for the five years ended June 30, 2014. It should be read in conjunction with the related financial statements and footnotes. The financial statements, footnotes, and this discussion and analysis were prepared by management and are the responsibility of management.

The mission of the Foundation is to ensure the University of Montana's (University) excellence, access and affordability through a public/private funding partnership. The Foundation was established in 1950 as a Section 501(c)(3) organization.

Assets and Net Assets

At June 30, 2014, the Foundation's total assets amounted to \$221.9 million, 19% higher than at June 30, 2013. Foundation assets consist primarily of short and long-term investments, contributions receivable, and property. Investments make up approximately 90% of total assets.

The Foundation classifies net assets as unrestricted, temporarily restricted, or permanently restricted in accordance with donor stipulations and time restrictions. Unrestricted net assets are available for internal Foundation operations. Temporarily restricted net assets represent assets where donors have placed restrictions on their use, but which are available for immediate use by the University. Permanently restricted assets are restricted by donors as well, but are invested by the Foundation in perpetuity. Spending allocations from these permanently restricted assets are made available to the University quarterly. The Foundation also holds assets on behalf of other entities affiliated with the University; these assets are known as custodial funds. As illustrated below, a majority of the Foundation's assets are permanently restricted.

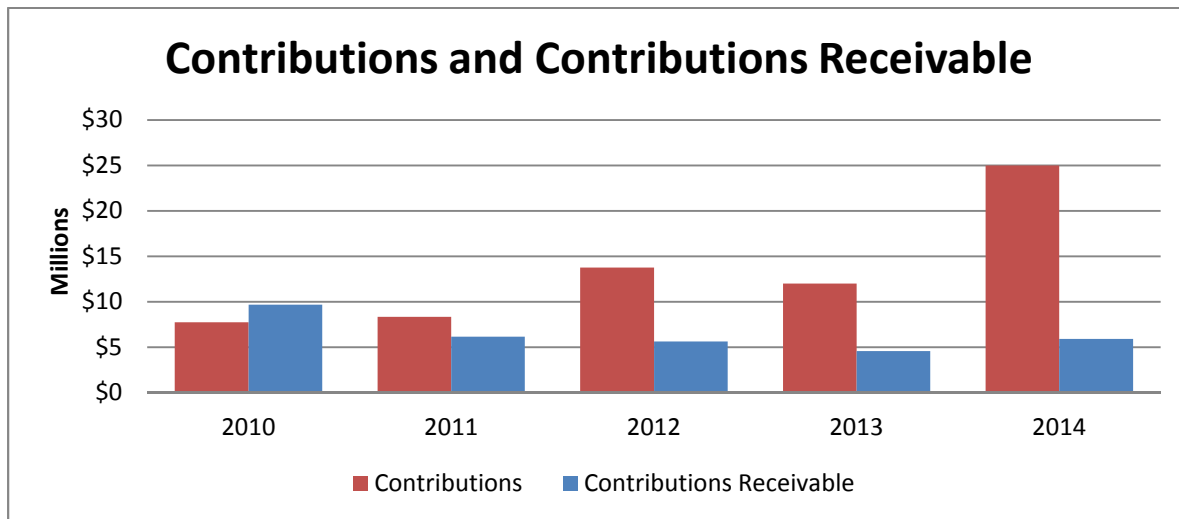




MANAGEMENT'S DISCUSSION AND ANALYSIS (CONTINUED)

Contributions and Contributions Receivable

Contributions receivable at June 30, 2014, amounted to approximately \$5.9 million, 31% higher than at June 30, 2013. The Foundation's contributions receivable balance increased as a result of the Invest in Student Success fundraising initiative, and management expects the contributions receivable balance to continue to rise.



Fundraising

The Foundation reports on fundraising in two ways. The financial statements reflect contributions according to generally accepted accounting principles (GAAP). GAAP does not recognize conditional contributions or bequest contributions as revenue until the condition is met, or until the bequest is realized. In fiscal year 2014, the Foundation recognized \$25 million in contributions.

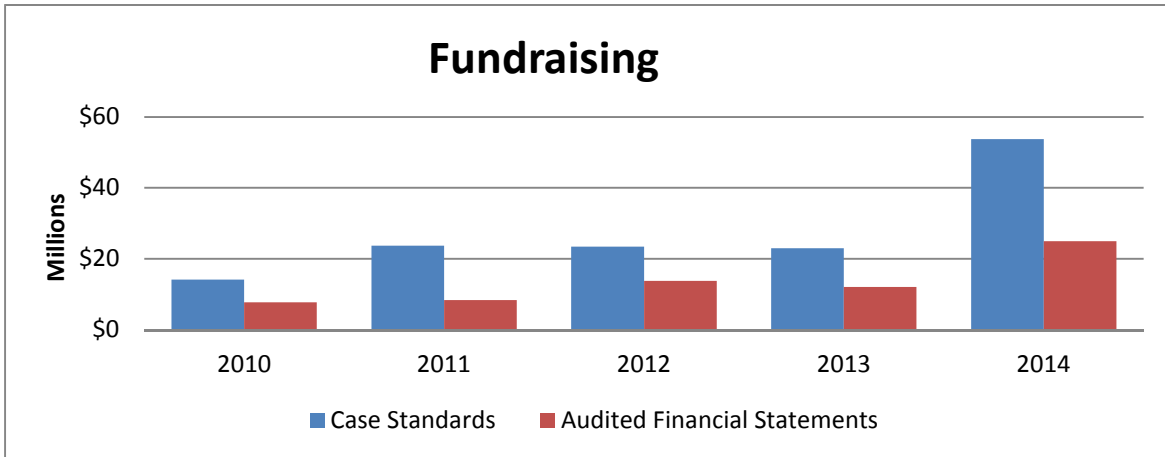
The Foundation also reports its annual fundraising totals using standards published by the Council for Advancement and Support of Education (CASE). CASE allows conditional and bequest contributions to be counted in fundraising totals. CASE also allows for all direct private support to be included in fundraising totals; this would include any private support received directly by the University of Montana. In fiscal year 2014, the Foundation began including direct public support in the fundraising total. Using this broader definition, the Foundation raised approximately \$53.7 and \$22.9 million in contributions in fiscal year 2014 and 2013, respectively. (Direct private support data for fiscal year 2010 is not available; therefore 2010 information in the table below is not comparative with the other years.)

In fiscal year 2014, approximately 66% of the fundraising total was directed towards academic and institutional support for the University, 31% for scholarships, and 3% directed towards capital expenditures.



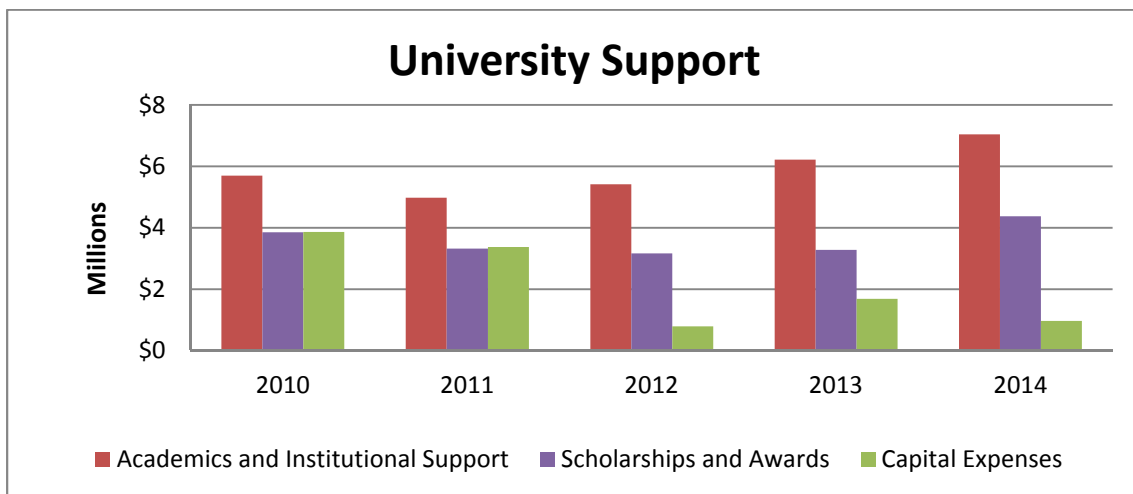
MANAGEMENT'S DISCUSSION AND ANALYSIS (CONTINUED)

Fundraising (Continued)



University Support

The Foundation provides funding for students, faculty and programs at the University. In fiscal year 2014, the Foundation provided \$12.4 million in support to the University. Support includes student scholarships, faculty salaries, equipment purchases, as well other expenditures that intend to further the mission of the University. Academic and institutional support as well as scholarship support increased over the past year as a result of a positive fundraising year. Capital support can vary significantly from year to year, as building projects on campus can fluctuate greatly.

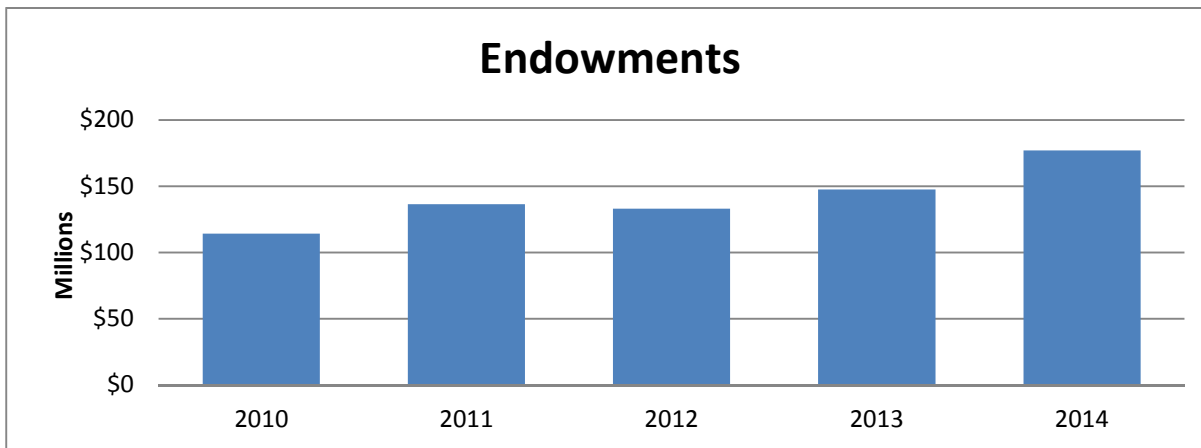




MANAGEMENT'S DISCUSSION AND ANALYSIS (CONTINUED)

Endowments

The Foundation manages over nine hundred endowed funds, valued at approximately \$176.9 million at June 30, 2014, including twenty-nine funds valued at approximately \$22 million managed on behalf of others. A substantial portion of these funds are managed by the Board of Trustee's investment committee, as part of the Foundation's long-term investment portfolio.



Long-Term Investment Portfolio Return

Endowments managed by the Foundation are invested in a long-term investment portfolio. The following chart depicts the one-, three-, five-, and ten-year return on this portfolio. In fiscal year 2014, the portfolio underperformed its balanced (broad policy) benchmark (65% S&P 500 and 35% Barclays U.S. Aggregate Bond Index) return of 17.5% due to exceptionally strong U.S. equity markets and the portfolio's relative underweight to U.S. stocks. However, the portfolio is well-diversified and expected to outperform the broad policy benchmark with less volatility (risk) over long-term market cycles. The portfolio outperformed its target weighted (diversified) benchmark which returned 13.4%.

	Annualized Return			
	1 Year	3 Year	5 Year	10 Year
Long-Term Investment Portfolio	17.0%	9.0%	13.1%	6.7%
Balanced Index	17.5%	11.1%	13.5%	7.3%
Target Weighted Index	13.4%	7.0%	11.2%	8.0%

FINANCIAL STATEMENTS

UNIVERSITY OF MONTANA FOUNDATION
STATEMENTS OF FINANCIAL POSITION
June 30, 2014 and 2013

ASSETS	<u>2014</u>	<u>2013</u>
Cash and Cash Equivalents	\$ 4,198,726	\$ 5,519,330
Short-Term Investments	5,001,549	5,303,725
Accrued Dividends and Interest	110,384	99,317
Investments	200,208,171	165,228,656
Contributions Receivable, Net	5,946,113	4,548,435
Student Loans and Other Receivables	295,303	269,909
Beneficial Interests in Trusts Held by Others	710,168	679,799
Property, Building and Equipment, Net of Accumulated Depreciation	35,036	3,690,361
Property Held for Sale	3,543,840	-
Other Assets	1,861,284	1,803,267
Total assets	<u>\$ 221,910,574</u>	<u>\$ 187,142,799</u>
 LIABILITIES AND NET ASSETS		
Accounts Payable	\$ 233,216	\$ 309,504
Accrued Expenses	144,938	135,202
Compensated Absences	227,169	223,485
Liabilities to External Beneficiaries	2,671,484	2,713,066
Deferred Revenue	125,850	125,850
Custodial Funds	24,431,055	21,992,974
Total liabilities	<u>27,833,712</u>	<u>25,500,081</u>
 NET ASSETS		
Unrestricted		
Undesignated	<u>8,535,880</u>	<u>6,096,695</u>
	<u>8,535,880</u>	<u>6,096,695</u>
Restricted		
Temporarily restricted	73,131,217	54,394,981
Permanently restricted	<u>112,409,765</u>	<u>101,151,042</u>
	<u>185,540,982</u>	<u>155,546,023</u>
Total net assets	<u>194,076,862</u>	<u>161,642,718</u>
Total liabilities and net assets	<u>\$ 221,910,574</u>	<u>\$ 187,142,799</u>

The Notes to Financial Statements are an integral part of these statements.

UNIVERSITY OF MONTANA FOUNDATION
STATEMENTS OF ACTIVITIES
For the Years Ended June 30, 2014 and 2013

	2014			Total
	Unrestricted	Temporarily Restricted	Permanently Restricted	
Revenues, Gains and Other Support				
Contributions	\$ 169,070	\$ 13,540,628	\$ 11,267,730	\$ 24,977,428
Interest and dividend income	640,472	2,544,535	-	3,185,007
Net realized and unrealized gains on investments	1,605,774	18,545,757	-	20,151,531
Administrative fees	471,741	-	-	471,741
Contract for services	500,000	-	-	500,000
Other	26,880	1,552,067	-	1,578,947
Net assets released from restrictions - satisfaction of program restrictions	<u>16,921,357</u>	<u>(16,921,357)</u>	<u>-</u>	<u>-</u>
Total revenues, gains and other support	<u>20,335,294</u>	<u>19,261,630</u>	<u>11,267,730</u>	<u>50,864,654</u>
Expenses				
Program services				
University support				
Academics and institutional	7,033,367	-	-	7,033,367
Capital expenses	967,032	-	-	967,032
Scholarships and awards	4,377,515	-	-	4,377,515
Pledge adjustments	-	251,582	9,007	260,589
Supporting services				
Fund-raising	2,902,889	-	-	2,902,889
Administrative and general	2,615,306	-	-	2,615,306
Payments to beneficiaries and change in liabilities to external beneficiaries	<u>-</u>	<u>273,812</u>	<u>-</u>	<u>273,812</u>
Total expenses	<u>17,896,109</u>	<u>525,394</u>	<u>9,007</u>	<u>18,430,510</u>
Change in net assets	2,439,185	18,736,236	11,258,723	32,434,144
Net Assets				
Beginning of year	<u>6,096,695</u>	<u>54,394,981</u>	<u>101,151,042</u>	<u>161,642,718</u>
End of year	<u>\$ 8,535,880</u>	<u>\$ 73,131,217</u>	<u>\$ 112,409,765</u>	<u>\$ 194,076,862</u>

The Notes to Financial Statements are an integral part of these statements.

UNIVERSITY OF MONTANA FOUNDATION
STATEMENTS OF ACTIVITIES (CONTINUED)
For the Years Ended June 30, 2014 and 2013

	2013			Total
	Unrestricted	Temporarily Restricted	Permanently Restricted	
Revenues, Gains and Other Support				
Contributions	\$ 230,745	\$ 7,424,441	\$ 4,363,271	\$ 12,018,457
Interest and dividend income	541,888	2,537,720	-	3,079,608
Net realized and unrealized gains on investments	1,436,437	10,536,085	-	11,972,522
Administrative fees	462,467	-	-	462,467
Contract for services	425,000	-	-	425,000
Other	116,301	2,495,500	-	2,611,801
Net assets released from restrictions - satisfaction of program restrictions	<u>14,183,770</u>	<u>(14,183,770)</u>	<u>-</u>	<u>-</u>
Total revenues, gains and other support	<u>17,396,608</u>	<u>8,809,976</u>	<u>4,363,271</u>	<u>30,569,855</u>
Expenses				
Program services				
University support				
Academics and institutional	6,219,880	-	-	6,219,880
Capital expenses	1,688,026	-	-	1,688,026
Scholarships and awards	3,283,676	-	-	3,283,676
Pledge adjustments	30,241	28,031	(321)	57,951
Supporting services				
Fund-raising	2,346,438	-	-	2,346,438
Administrative and general	2,681,351	-	-	2,681,351
Payments to beneficiaries and change in liabilities to external beneficiaries	<u>(736)</u>	<u>156,894</u>	<u>-</u>	<u>156,158</u>
Total expenses	<u>16,248,876</u>	<u>184,925</u>	<u>(321)</u>	<u>16,433,480</u>
Change in net assets	1,147,732	8,625,051	4,363,592	14,136,375
Non-Operating Revenue (Expenses)				
Reclassification of net assets	(194,550)	200,965	(6,415)	-
Net Assets				
Beginning of year	<u>5,143,513</u>	<u>45,568,965</u>	<u>96,793,865</u>	<u>147,506,343</u>
End of year	<u>\$ 6,096,695</u>	<u>\$ 54,394,981</u>	<u>\$ 101,151,042</u>	<u>\$ 161,642,718</u>

The Notes to Financial Statements are an integral part of these statements.

UNIVERSITY OF MONTANA FOUNDATION
STATEMENTS OF CASH FLOWS
For the Years Ended June 30, 2014 and 2013

	<u>2014</u>	<u>2013</u>
CASH FLOWS FROM OPERATING ACTIVITIES		
Contributions received	\$ 11,426,378	\$ 8,447,963
Gain on investments	(3,167,767)	(2,176,905)
Other operating receipts and payments, net	2,525,293	3,603,770
Cash paid for university support	(12,647,511)	(11,249,535)
Cash paid for support services	(5,566,605)	(4,954,820)
Nonoperating payments	(315,394)	(280,517)
Net custodial funds activity	<u>2,438,081</u>	<u>1,483,256</u>
Net cash flows from operating activities	<u>(5,307,525)</u>	<u>(5,126,788)</u>
CASH FLOWS FROM INVESTING ACTIVITIES		
Purchase (sales) of short-term investments, net	1,099,434	(771,765)
Investment purchases	(91,557,653)	(38,997,603)
Investment withdrawals	83,071,375	40,110,698
Proceeds from the sale of property	107,500	80,000
Purchase of depreciable assets and real property	<u>(1,465)</u>	<u>(4,502)</u>
Net cash flows from investing activities	<u>(7,280,809)</u>	<u>416,828</u>
CASH FLOWS FROM FINANCING ACTIVITIES		
Contributions to permanently restricted endowments	<u>11,267,730</u>	<u>4,363,271</u>
Net cash flows from financing activities	<u>11,267,730</u>	<u>4,363,271</u>
Net change in cash and cash equivalents	(1,320,604)	(346,689)
Cash and Cash Equivalents		
Beginning of year	<u>5,519,330</u>	<u>5,866,019</u>
End of year	<u>\$ 4,198,726</u>	<u>\$ 5,519,330</u>

The Notes to Financial Statements are an integral part of these statements.

UNIVERSITY OF MONTANA FOUNDATION
STATEMENTS OF CASH FLOWS (CONTINUED)
For the Years Ended June 30, 2014 and 2013

	<u>2014</u>	<u>2013</u>
RECONCILIATION OF CHANGE IN NET ASSETS TO NET CASH FLOWS FROM OPERATING ACTIVITIES		
Change in Net Assets	\$ 32,434,144	\$ 14,136,375
Adjustments to reconcile change in net assets to net cash flows from operating activities:		
Depreciation	5,450	84,246
Undistributed interest and dividends	(3,295,202)	(3,327,430)
Net gain on investments	(23,209,102)	(13,925,001)
Permanently restricted contributions	(11,267,730)	(4,363,271)
Noncash contributions	(797,258)	(208,718)
Contributions receivable	(1,397,677)	1,086,169
Other receivables	(25,395)	2,050
Beneficial interests in trusts held by others	(30,369)	(52,970)
Other assets, net	(58,017)	(31,708)
Accounts payable, accrued expenses, compensated absences and other liabilities	(62,868)	(11,277)
Liabilities due to external beneficiaries	(41,582)	(124,359)
Deferred revenue	-	125,850
Custodial funds	2,438,081	1,483,256
Net cash flows from operating activities	<u>\$ (5,307,525)</u>	<u>\$ (5,126,788)</u>

**SUPPLEMENTAL DISCLOSURE OF
CASH FLOW INFORMATION**

Contribution of marketable securities	<u>\$ 797,258</u>	<u>\$ 208,718</u>
---------------------------------------	-------------------	-------------------

UNIVERSITY OF MONTANA FOUNDATION
NOTES TO FINANCIAL STATEMENTS
June 30, 2014 and 2013

NOTE 1. SUMMARY OF SIGNIFICANT ACCOUNTING POLICIES

Nature of Operations

The University of Montana Foundation is a nonprofit corporation incorporated under the laws of Montana. The purpose of the Foundation is to promote and support the University of Montana. The activities of the Foundation include fund-raising and administration of donated assets.

Basis of Presentation

The accompanying financial statements are presented in accordance with accounting principles generally accepted in the United States of America (GAAP), as codified by the Financial Accounting Standards Board.

Cash and Cash Equivalents

For purposes of the statement of cash flows, the Foundation considers all highly liquid debt instruments purchased with an original maturity of three months or less to be cash equivalents. Cash funds on deposit with investment managers are excluded from cash and cash equivalents since they are restricted for investment use.

Short-Term Investments

Short-term investments consist of certificates of deposit, U.S. Treasury securities, and obligations of federal agencies or affiliates. Short-term investments are carried at fair value, which approximates cost.

Classification of Net Assets

The Foundation classifies contributions as unrestricted, temporarily restricted, and permanently restricted net assets in accordance with donor stipulations. Permanently restricted net assets consist primarily of endowment gifts where donors have specified investment in perpetuity to generate returns for specified restricted or unrestricted purposes. Temporarily restricted net assets include term endowments, quasi-endowments (managed as endowments by directive of the Foundation's Board of Trustees), and other gifts restricted as to purpose or time.

When a donor restriction expires (time restriction ends or purpose restriction accomplished), temporarily restricted net assets are reclassified to unrestricted net assets and reported in the statement of activities as net assets released from restrictions. All expenses are reported in unrestricted net assets, after applicable restrictions have been satisfied.

The Foundation reports gifts of land or other real or personal property as unrestricted support unless explicit donor stipulations specify how the donated assets must be used.

Unrestricted resources are used for internal operations and administration and to benefit the University at the discretion of the Foundation's Board of Trustees.

UNIVERSITY OF MONTANA FOUNDATION
NOTES TO FINANCIAL STATEMENTS (CONTINUED)
June 30, 2014 and 2013

NOTE 1. SUMMARY OF SIGNIFICANT ACCOUNTING POLICIES (CONTINUED)

Custodial Funds

Net assets where the Foundation acts only as a custodian or agent are excluded from the statement of activities and reported as a liability on the statement of financial position.

Investments

The Foundation has significant investments in stocks, bonds and alternative investments, and is therefore subject to the impact of material fluctuations on the market value of these investments. Investments are made primarily by investment managers engaged by the Foundation with the guidance of an investment consultant. The investments are monitored by management and the Investment Committee of the Board of Trustees. Though the market values of the investments are subject to fluctuation on a year-to-year basis, management believes that the investment policy is prudent for the long-term welfare of the Foundation.

A significant portion of the investments are marketable debt and equity securities purchased through institutional mutual funds. Investments in marketable debt and equity securities are carried at fair value, determined primarily by quoted market prices. Increases or decreases in fair value are recognized in the current period as investment gains or losses.

The fair values of alternative investments publicly traded on national security exchanges are stated at their closing market prices as of June 30, 2014 and 2013. The fair values of alternative investments not publicly traded on national security exchanges represent the Foundation's pro-rata interest in the net assets of each investment partnership as provided by its managing partner. Because of inherent uncertainties in the valuation of these non-publicly traded alternative investments, those estimated fair values may differ materially from the values that might ultimately be realized.

Investment Pool

Most permanently restricted net assets and certain temporarily restricted net assets participate in an investment pool that operates under the "market value unit method." Under this method, each account is assigned a number of units based on the relationship of the fair value of all investments at the time of entry into the pool. Quarterly, the pooled assets are valued and new unit values are calculated. The new unit value is used to determine the number of units allocated to new accounts entering the pool or to calculate the equity of accounts withdrawing from the pool. Investment pool income, gains, and losses are allocated quarterly to participating accounts based on the number of units held during the period.

In order to maintain the real value of permanently restricted net assets, the Foundation has adopted a policy whereby a portion of pooled investment return in excess of the spending rate is classified as temporarily restricted net assets. During 2014 and 2013, the annual spending rate was 4.25% of the average of the fair value of the preceding twelve quarter-ends, with the average of the past four quarter-ends weighted at 70%, and the average of the previous eight quarter-ends weighted at 30%.

UNIVERSITY OF MONTANA FOUNDATION
NOTES TO FINANCIAL STATEMENTS (CONTINUED)
June 30, 2014 and 2013

NOTE 1. SUMMARY OF SIGNIFICANT ACCOUNTING POLICIES (CONTINUED)

Fees

The Foundation assesses an administrative fee on the pooled investments based on the market value of the pool as of June 30 each year. The annual administrative fee was 2% for June 30, 2014 and 2013. The Foundation also assesses a one-time operating fee of 6% on current non-scholarship gifts. Total Foundation fees in 2014 and 2013 were \$3,417,379 and \$2,955,545, respectively.

Contributions

Contributions, including unconditional promises to give, are recognized as unrestricted, temporarily restricted, or permanently restricted revenue in accordance with donor stipulations. The estimated allowance for uncollectible promises to give is based on the Foundation's historical collection percentages. Unconditional and conditional promises to give are valued using discount rates as of the date of the gift.

Deferred Revenue

Funds received in advance of services rendered are reported as deferred revenue.

Split-Interest Agreements

Some donors enter into trust or other arrangements under which the Foundation has a beneficial interest. The Foundation has either a remainder interest or a "lead interest," where distributions are received during the term of the agreement. Frequently, the term of the agreement is for the remaining life of an individual(s) designated by the donor. For irrevocable agreements where the Foundation has control of the assets, assets are recorded at their estimated fair market value upon notification of the beneficial interest, provided that reliable information is available. A liability for payments to other beneficiaries is estimated at the present value of the expected future payments to beneficiaries. For irrevocable agreements where the Foundation does not have control over the assets (generally held in an outside trust), the present value of the Foundation's beneficial interest is recorded as beneficial interests in trusts held by others, provided that reliable information is available. For revocable agreements where the Foundation has control over the assets, the assets are recorded as a refundable advance and included in the liability to external beneficiaries. Revocable interests where the Foundation does not have control over the assets are considered conditional promises to give, and, accordingly, are not recorded. For fiscal years 2014 and 2013, present value calculations use discount rates as of the date of gift and standard actuarial tables for estimating remaining lives of donors and beneficiaries.

Fair Value Measurements

GAAP defines fair value as the exchange price that would be received for an asset or paid to transfer a liability in the principal or most advantageous market for the asset or liability in an orderly transaction between market participants on the measurement date. GAAP requires that valuation techniques maximize the use of observable inputs and minimize the use of unobservable inputs. GAAP also establishes a fair value hierarchy, which prioritizes the valuation of inputs into three broad levels, as described on the next page.

UNIVERSITY OF MONTANA FOUNDATION
NOTES TO FINANCIAL STATEMENTS (CONTINUED)
June 30, 2014 and 2013

NOTE 1. SUMMARY OF SIGNIFICANT ACCOUNTING POLICIES (CONTINUED)

Fair Value Measurements (Continued)

- Level 1—Quoted prices in active markets as of the measurement date;
- Level 2—Quoted prices which are not active, quoted prices for similar assets or liabilities in active markets or inputs other than quoted prices that observable (either directly or indirectly) for substantially the full term of the asset or liability; and
- Level 3—Significant unobservable prices or inputs where there is little or no market activity for the asset or liability at the measurement date.

There are three general valuation techniques that may be used to measure fair value, as described below:

- *Market Approach*—Uses prices and other relevant information generated by market transactions involving identical or comparable assets or liabilities. Prices may be indicated by pricing guides, sale transactions, market trades, or other sources;
- *Cost Approach*—Based on the amount that currently would be required to replace the service capacity of an asset (replacement cost); and
- *Income Approach*—Uses valuation techniques to convert future amounts to a single present amount based on current market expectations about the future amounts (includes present value techniques). Net present value is an income approach where a stream of expected cash flows is discounted at an appropriate market interest rate.

Contributed Assets and Donated Services

Assets donated to the Foundation are recorded at their fair value as of the date of the gift. No amounts have been reflected in the statements for donated services because no objective basis is available to measure the value of such services.

Supporting Services

Certain personnel and other costs are allocated to administrative and fund-raising services on the basis of estimated time identifiable with such services.

Scholarships

The Foundation provides scholarships to University of Montana students. The University awards these scholarships under an agreement with the Foundation.

Other Assets

Real property investments and other assets are reported at the lower of the appraised value at the time of donation or the estimated fair value.

UNIVERSITY OF MONTANA FOUNDATION
NOTES TO FINANCIAL STATEMENTS (CONTINUED)
June 30, 2014 and 2013

NOTE 1. SUMMARY OF SIGNIFICANT ACCOUNTING POLICIES (CONTINUED)

Depreciable Assets

Depreciable assets consist of office furniture and equipment, computer equipment and buildings. Items are stated at cost (or original fair value if contributed) and depreciation is charged on a straight-line basis over estimated useful lives of five to forty years. Capital assets purchased on behalf of University of Montana departments are classified as expense by the Foundation since the University assumes control immediately after purchase. Repair and maintenance costs are expensed as incurred and betterments in excess of \$1,500 are capitalized.

Assets Held for Sale

Assets held for sale are reported at the lower of net book value (carrying cost) or fair value.

Advertising Costs

Advertising costs, which relate principally to fund-raising activities, are expensed as incurred and totaled \$93,423 and \$58,161, for 2014 and 2013, respectively.

Estimates

The preparation of financial statements in conformity with GAAP requires management to make estimates and assumptions that affect the reported amounts of assets and liabilities, disclosures of contingent assets and liabilities, and the reported amounts of revenue and expenses. Actual results could differ from those estimates.

Income Taxes

The Foundation is exempt from state and federal income taxes under Internal Revenue Code Section 501(c)(3).

With few exceptions, the Foundation is no longer subject to examinations by tax authorities for tax years before 2011.

Reclassifications

Certain funds have been reclassified in the statements of activities to reflect management's determination of the funds' proper net assets classification, or as directed by donors.

Subsequent Events

Management has evaluated subsequent events through September 23, 2014, the date which the financial statements were available for issue.

UNIVERSITY OF MONTANA FOUNDATION
NOTES TO FINANCIAL STATEMENTS (CONTINUED)
June 30, 2014 and 2013

NOTE 2. CASH AND CASH EQUIVALENTS

The components of cash and cash equivalents are as follows at June 30:

	<u>2014</u>	<u>2013</u>
Cash	\$ 9,317,588	\$ 4,593,379
Money Market Funds	524,912	1,081,966
Less Cash to be Invested	<u>(5,643,774)</u>	<u>(156,015)</u>
Total Cash and Cash Equivalents	<u>\$ 4,198,726</u>	<u>\$ 5,519,330</u>

At June 30, 2014 and 2013, bank balances for these accounts exceeded insured limits by \$9,374,846 and \$4,759,911, respectively. The Foundation invests available cash in bank repurchase agreements, which are backed by U.S. Government and U.S. Government Agency Securities.

In accordance with GAAP, cash to be invested in long-term investments is considered investments when received, and is reflected in these statements as such.

NOTE 3. SHORT-TERM INVESTMENTS

The components of short-term investments are as follows at June 30:

	<u>2014</u>	<u>2013</u>
Certificates of Deposit	\$ 822,404	\$ 1,406,279
U.S. Treasury and Federal Agency Obligations	3,905,468	3,506,034
Mutual Funds	<u>273,677</u>	<u>391,412</u>
Total	<u>\$ 5,001,549</u>	<u>\$ 5,303,725</u>

Under GAAP, U.S. Treasury and Federal Agency Obligations are considered Level 2 inputs which are quoted prices for similar assets in active markets (market approach). The mutual funds and marketable securities are valued using Level 1 inputs which are quoted prices for identical assets in active markets (market approach).

UNIVERSITY OF MONTANA FOUNDATION
NOTES TO FINANCIAL STATEMENTS (CONTINUED)
June 30, 2014 and 2013

NOTE 4. CONTRIBUTIONS RECEIVABLE

Contributions receivable in excess of one year are discounted to their net present value using a discount rate based on the three-year U.S. Treasury note rate at the time of contribution (the discount rate used varied between 1.0% and 6.3%). The schedule of payments is as follows at June 30:

	<u>2014</u>	<u>2013</u>
In one year or less	\$ 2,917,587	\$ 1,873,227
Between one and five years	3,477,792	3,181,668
More than five years	<u>74,000</u>	<u>71,000</u>
Total contributions	<u>6,469,379</u>	<u>5,125,895</u>
Less allowance for uncollectible amounts	(207,686)	(92,825)
Less discount to present value of future cash flows	<u>(315,580)</u>	<u>(484,635)</u>
Total reductions	<u>(523,266)</u>	<u>(577,460)</u>
Contributions receivable, net	<u>\$ 5,946,113</u>	<u>\$ 4,548,435</u>

At June 30, 2014, the Foundation had contributions receivable from two donors which represented 26% of total contributions receivable. At June 30, 2013, the Foundation had contributions receivable from two donors which represented 26% of total contributions receivable. The contributions were recorded during fiscal year 2008; therefore no revenue was recorded in 2014 or 2013.

Conditional promises to give are not presented in the financial statements and represent bequests and other revocable gifts. As of June 30, 2014 and 2013, conditional promises to give were valued at approximately \$37,900,000 and \$31,800,000, respectively.

NOTE 5. INVESTMENTS

Investments are stated at fair value, determined based on quoted market prices, if available, or estimated using quoted market prices for similar securities. Cost is determined using the specific identification method. The Foundation determined the fair value of its marketable securities through the application of GAAP.

As required by GAAP, investments are classified within the level of lowest significant input considered in determining fair value. Investments classified within Level 3 whose fair value measurement considers several inputs may include Level 1 or Level 2 inputs as components of the overall fair value measurement.

UNIVERSITY OF MONTANA FOUNDATION
NOTES TO FINANCIAL STATEMENTS (CONTINUED)
June 30, 2014 and 2013

NOTE 5. INVESTMENTS (CONTINUED)

Financial assets valued using Level 1 inputs are based on unadjusted quoted market prices with active markets. Financial assets valued using Level 2 inputs are based primarily on quoted prices for similar assets in active or inactive markets. Financial assets valued using Level 3 inputs are based on significant unobservable prices or inputs where there is little or no market activity for the asset at the measurement date.

Level 3 assets include: hedge funds, alternative investments, real estate and equities.

- Fair value for the hedge funds aggregate values reported by each underlying fund as reported to the Foundation on a monthly basis and are based on net asset value.
- Alternative investments at June 30, 2014 and 2013, include holdings in eleven "funds of funds." Each "funds of funds" is structured as a limited partnership that in turn invests in a portfolio of underlying partnerships most of which make and hold investments in privately owned companies. These underlying investments as well as the limited partnerships holding them are illiquid investments with values periodically determined by each managing partner and are based on net asset value.
- Fair value for the equities is based on an independent appraised value of the held shares each quarter.
- Fair value for the real estate was based on an independent appraisal of the real estate at the date contributed to the Foundation.

UNIVERSITY OF MONTANA FOUNDATION
NOTES TO FINANCIAL STATEMENTS (CONTINUED)
June 30, 2014 and 2013

NOTE 5. INVESTMENTS (CONTINUED)

Investments itemized below were measured at fair value using the market approach.

Fair Value Measurements at June 30, 2014

<u>Investments</u>	Cash and Cash Equivalents	Level 1	Level 2	Level 3	Total
U.S. Government Securities	\$ -	\$ -	\$ 4,999,781	\$ -	\$ 4,999,781
Corporate Stocks	-	3,057,831	-	-	3,057,831
Mutual Funds	-	16,282,124	-	-	16,282,124
Corporate Bonds	-	-	8,457,372	-	8,457,372
Real Estate	-	-	-	-	-
Managed Separate Investment Accounts					
Global Equities	-	49,121,512	-	19,927,984	69,049,496
Global Fixed Income	6,647,170	9,550,614	9,291,615	5,170,859	30,660,258
Real Assets	-	4,617,816	-	22,798,597	27,416,413
Diversifying Strategies	-	23,900,701	-	15,800,384	39,701,085
Other - Money Market Funds	583,811	-	-	-	583,811
Total	<u>\$ 7,230,981</u>	<u>\$ 106,530,598</u>	<u>\$ 22,748,768</u>	<u>\$ 63,697,824</u>	<u>\$ 200,208,171</u>

Fair Value Measurements at June 30, 2013

<u>Investments</u>	Cash and Cash Equivalents	Level 1	Level 2	Level 3	Total
U.S. Government Securities	\$ -	\$ -	\$ 2,381,529	\$ -	\$ 2,381,529
Corporation Stocks	-	2,457,496	-	-	2,457,496
Mutual Funds	-	16,343,194	-	-	16,343,194
Corporate Bonds	-	-	5,191,537	-	5,191,537
Real Estate	-	-	-	80,020	80,020
Managed Separate Investment Accounts					
Global Equities	-	59,489,053	-	16,680,638	76,169,691
Global Fixed Income	1,236,037	9,835,169	8,049,609	3,080,442	22,201,257
Real Assets	-	-	-	12,418,101	12,418,101
Diversifying Strategies	-	15,308,004	-	12,283,562	27,591,566
Other - Money Market Funds	394,265	-	-	-	394,265
Total	<u>\$ 1,630,302</u>	<u>\$ 103,432,916</u>	<u>\$ 15,622,675</u>	<u>\$ 44,542,763</u>	<u>\$ 165,228,656</u>

UNIVERSITY OF MONTANA FOUNDATION
NOTES TO FINANCIAL STATEMENTS (CONTINUED)
June 30, 2014 and 2013

NOTE 5. INVESTMENTS (CONTINUED)

Assets measured at fair value on a recurring basis using significant unobservable inputs (Level 3):

	Global Equities	Global Fixed Income	Diversifying Strategies	Real Assets	Other Investments	Real Estate	Total
July 1, 2013	\$ 13,879,988	\$ 3,704,705	\$ 10,979,073	\$ 10,718,078	\$ 136,893	\$ 80,020	\$ 39,498,757
Total gains (realized/unrealized)	1,307,032	406,057	1,304,489	621,004	-	-	3,638,582
Purchases, issuance, and (settlements)	<u>205,181</u>	<u>(1,030,320)</u>	<u>-</u>	<u>2,367,456</u>	<u>(136,893)</u>	<u>-</u>	<u>1,405,424</u>
June 30, 2013	15,392,201	3,080,442	12,283,562	13,706,538	-	80,020	44,542,763
Total gains (realized/unrealized)	2,330,822	496,949	2,516,822	2,678,053	-	-	8,022,646
Purchases, issuance, and (settlements)	<u>2,204,961</u>	<u>1,593,468</u>	<u>1,000,000</u>	<u>6,414,006</u>	<u>-</u>	<u>(80,020)</u>	<u>11,132,415</u>
June 30, 2014	<u>\$ 19,927,984</u>	<u>\$ 5,170,859</u>	<u>\$ 15,800,384</u>	<u>\$ 22,798,597</u>	<u>\$ -</u>	<u>\$ -</u>	<u>\$ 63,697,824</u>
The amount of gains for the year ended June 30, 2013, included in net assets attributable to the change in unrealized gains relating to assets still held at the reporting date	<u>\$ 1,024,774</u>	<u>\$ 378,512</u>	<u>\$ 1,304,489</u>	<u>\$ 466,684</u>	<u>\$ -</u>	<u>\$ -</u>	<u>\$ 3,174,459</u>
The amount of gains or losses for the year ended June 30, 2014, included in net assets attributable to the change in unrealized gains relating to assets still held at the reporting date	<u>\$ 1,737,512</u>	<u>\$ 272,860</u>	<u>\$ 2,516,822</u>	<u>\$ 1,941,813</u>	<u>\$ -</u>	<u>\$ -</u>	<u>\$ 6,469,007</u>

UNIVERSITY OF MONTANA FOUNDATION
NOTES TO FINANCIAL STATEMENTS (CONTINUED)
June 30, 2014 and 2013

NOTE 5. INVESTMENTS (CONTINUED)

Certain investments valued using Level 3 category inputs are reported at net asset values calculated by the investment manager. These investments, at June 30, 2014, detailed in the following table, are subject to capital calls and specific redemption terms.

<u>Security Type</u>	<u>Fair Value</u>	<u>Unfunded Commitments</u>	<u>Redemption Frequency (if currently eligible)</u>	<u>Redemption Notice Period</u>
Global Equities	\$ 19,927,984	\$ 5,515,230	Annual to Not Liquid	100 days
Global Fixed Income	5,170,859	3,264,578	Not Liquid	N/A
Real Assets	22,798,597	3,818,170	Not Liquid	N/A
Diversifying Strategies	<u>15,800,384</u>	<u>5,006,697</u>	Quarterly to Semi-Annually	65-95 days
Total	<u>\$ 63,697,824</u>	<u>\$ 17,604,675</u>		

During fiscal year 2013, the Foundation committed \$3 million to a Real Asset limited partnership; however no capital had been called by June 30, 2013.

At June 30, 2014 and 2013, investments totaling \$7,431,672 and \$7,412,136 respectively, relate to split-interest agreements.

The total return on investments was approximately 16.2% and 11.8% in 2014 and 2013, respectively. The total return on long-term pooled investments only was approximately 17.0% and 12.7% in 2014 and 2013, respectively.

Investment income is reported net of investment manager fees, which range from .1% to 1.2% of investment value.

NOTE 6. ENDOWMENT

The Foundation's endowment consists of numerous individual funds established for a variety of purposes. Its endowment includes both donor-restricted endowment funds and funds designated by the Board of Trustees to function as endowments. As required by GAAP, net assets associated with endowment funds, including funds designated by the Board of Trustees to function as endowments, are classified and reported based on the existence or absence of donor-imposed restrictions.

Interpretation of Relevant Law

The Board of Trustees has interpreted the Montana Uniform Prudent Management of Institutional Funds Act (MUPMIFA) as allowing the prudent spending of the original gift as of the gift date of the donor-restricted endowment funds absent explicit donor stipulations to the contrary.

UNIVERSITY OF MONTANA FOUNDATION
NOTES TO FINANCIAL STATEMENTS (CONTINUED)
June 30, 2014 and 2013

NOTE 6. ENDOWMENT (CONTINUED)

Interpretation of Relevant Law (Continued)

As a result of this interpretation, the Foundation classifies as permanently restricted net assets (a) the original value of gifts donated to the permanent endowment, (b) the original value of subsequent gifts to the permanent endowment, and (c) any accumulations made to the permanent endowment made in accordance with the direction of the applicable donor gift instrument at the time the accumulation is added to the fund. The remaining portion of the donor-restricted endowment fund that is not classified in permanently restricted net assets is classified as temporarily restricted net assets until those amounts are appropriated for expenditure by the Foundation in a manner consistent with the standard of prudence prescribed by MUPMIFA. In accordance with MUPMIFA, the Foundation considers the following factors in making a determination to appropriate or accumulate donor-restricted endowment funds:

- (1) The duration and preservation of the fund;
- (2) The purposes of the Foundation and the donor-restricted endowment fund;
- (3) General economic conditions;
- (4) The possible effect of inflation or deflation;
- (5) The expected total return from income and the appreciation of investments;
- (6) Other resources of the Foundation; and
- (7) The investment policies of the Foundation.

Funds with Deficiencies

From time to time, the fair value of assets associated with individual donor-restricted endowment funds may fall below the level that the donor or MUPMIFA requires the Foundation to retain as a fund of perpetual duration. In accordance with GAAP, deficiencies of this nature are reported in unrestricted net assets. There were total deficiencies as of June 30, 2014 and 2013 of \$1,268 and \$379,236, respectively.

Return Objectives and Risk Parameters

The Foundation has adopted investment and spending policies for endowment assets that attempt to provide a predictable stream of funding to programs supported by its endowment while seeking to maintain the purchasing power of the endowment assets. Endowment assets include those assets of donor-restricted funds that the Foundation must hold in perpetuity or for a donor-specified period(s) as well certain unrestricted funds, as well as a portion of its restricted current funds. Accordingly the Foundation's investment policy is designed to produce investment returns that exceed the sum of its spending policy, investment fees, and estimated long-term inflation.

Strategies Employed for Achieving Objectives

To satisfy its long-term rate-of-return objectives, the Foundation relies on a total return strategy in which investment returns are achieved through both capital appreciation (realized and unrealized) and current yield (interest and dividends). The Foundation targets a diversified asset allocation including cash equivalents, fixed income, and equity securities to achieve its long-term return objectives within prudent risk constraints.

UNIVERSITY OF MONTANA FOUNDATION
NOTES TO FINANCIAL STATEMENTS (CONTINUED)
June 30, 2014 and 2013

NOTE 6. ENDOWMENT (CONTINUED)

Spending Policy and How the Investment Objectives Relate to Spending Policy

The Foundation has a policy of appropriating for distribution each year 4.25% of the average fair value of its endowment fund's average fair value at the end of the preceding twelve quarters. The average is weighted, with the average of the past four quarter-ends receiving a 70% weight, and the average of remaining eight quarter-ends receiving a 30% weight. In establishing this policy, the Foundation considered the long-term expected return on its endowment. Accordingly, over the long term, the Foundation expects the current spending policy to allow its endowment to grow.

Endowment net asset composition by type of fund for inside and outside trusts as of June 30, 2014, is as follows:

	<u>Unrestricted</u>	<u>Temporarily Restricted</u>	<u>Permanently Restricted</u>	<u>Total</u>
Donor-restricted endowment funds	\$ (6,367)	\$ 32,723,855	\$ 112,409,765	\$ 145,127,253
Board-designated endowment funds	<u>485,065</u>	<u>-</u>	<u>-</u>	<u>485,065</u>
	<u>\$ 478,698</u>	<u>\$ 32,723,855</u>	<u>\$ 112,409,765</u>	<u>\$ 145,612,318</u>

UNIVERSITY OF MONTANA FOUNDATION
NOTES TO FINANCIAL STATEMENTS (CONTINUED)
June 30, 2014 and 2013

NOTE 6. ENDOWMENT (CONTINUED)

Changes in net assets composition by type of fund for the year ended June 30, 2014, are as follows:

	Unrestricted	Temporarily Restricted	Permanently Restricted	Total
Endowment net assets, beginning of year	\$ 89,531	\$ 19,889,849	\$ 101,151,042	\$ 121,130,422
Investment return				
Appreciation (realized and unrealized), net of interest and dividends	409,484	19,370,751	-	19,780,235
Contributions	-	-	11,267,730	11,267,730
Other changes				
Pledge adjustment	-	-	(9,007)	(9,007)
Appropriation of endowment assets for expenditures	(20,317)	(4,431,858)	-	(4,452,175)
Fees	-	(2,104,887)	-	(2,104,887)
Endowment net assets, end of year	\$ 478,698	\$ 32,723,855	\$ 112,409,765	\$ 145,612,318

UNIVERSITY OF MONTANA FOUNDATION
NOTES TO FINANCIAL STATEMENTS (CONTINUED)
June 30, 2014 and 2013

NOTE 6. ENDOWMENT (CONTINUED)

Endowment net asset composition by type of fund for inside and outside trusts as of June 30, 2013, is as follows:

	<u>Unrestricted</u>	<u>Temporarily Restricted</u>	<u>Permanently Restricted</u>	<u>Total</u>
Donor-restricted endowment funds	\$ (384,335)	\$ 19,889,849	\$ 101,151,042	\$ 120,656,556
Board-designated endowment funds	<u>473,866</u>	<u>-</u>	<u>-</u>	<u>473,866</u>
	<u>\$ 89,531</u>	<u>\$ 19,889,849</u>	<u>\$ 101,151,042</u>	<u>\$ 121,130,422</u>

Changes in net assets composition by type of fund for the year ended June 30, 2013, are as follows:

	<u>Unrestricted</u>	<u>Temporarily Restricted</u>	<u>Permanently Restricted</u>	<u>Total</u>
Endowment net assets, beginning of year	\$ (1,095,053)	\$ 13,387,316	\$ 96,793,865	\$ 109,086,128
Investment return				
Net depreciation (realized and unrealized), net of interest and dividends	1,203,995	11,899,002	-	13,102,997
Contributions	900	-	4,363,271	4,364,171
Other changes				
Reclassification of assets	-	-	(6,415)	(6,415)
Pledge adjustment	-	-	321	321
Appropriation of endowment assets for expenditures	(20,311)	(3,477,157)	-	(3,497,468)
Fees	<u>-</u>	<u>(1,919,312)</u>	<u>-</u>	<u>(1,919,312)</u>
Endowment net assets, end of year	<u>\$ 89,531</u>	<u>\$ 19,889,849</u>	<u>\$ 101,151,042</u>	<u>\$ 121,130,422</u>

UNIVERSITY OF MONTANA FOUNDATION
NOTES TO FINANCIAL STATEMENTS (CONTINUED)
June 30, 2014 and 2013

NOTE 7. PROPERTY, BUILDING, AND EQUIPMENT

At June 30, property, building and equipment consisted of:

	<u>2014</u>	<u>2013</u>
Land	\$ 990,109	\$ 1,097,609
Building	3,852,000	3,852,000
Computer equipment and software	176,362	180,674
Office furniture and fixtures	<u>127,613</u>	<u>121,835</u>
	5,146,084	5,252,118
Less accumulated depreciation	<u>(1,567,208)</u>	<u>(1,561,757)</u>
	3,578,876	3,690,361
Less property held for sale	<u>3,543,840</u>	<u>-</u>
	<u>\$ 35,036</u>	<u>\$ 3,690,361</u>

Depreciation expense was \$5,450 and \$84,246 in 2014 and 2013, respectively.

Sourdough Island accounts for \$963,000 of the land and \$3,852,000 of the building in the above totals. In fiscal year 2014, Sourdough Island is classified as held for sale; therefore no depreciation expense was taken on the property. Depreciation expense in fiscal year 2013 relating to this property was \$77,040, and accumulated depreciation at June 30, 2014 and 2013, was \$1,271,160, respectively.

NOTE 8. OTHER ASSETS

At June 30, other assets consisted of:

	<u>2014</u>	<u>2013</u>
Cash surrender value of life insurance	\$ 596,957	\$ 577,458
Investment in UM buildings	519,888	452,472
Equity investment in Stone Mountain Ltd.	284,761	320,018
Note receivable from Stone Mountain Ltd.	274,506	393,784
Prepaid expenses	37,351	21,051
Other	<u>147,821</u>	<u>38,484</u>
	<u>\$ 1,861,284</u>	<u>\$ 1,803,267</u>

In previous years under the Montana Endowment Tax Credit, donors were allowed to designate their endowed annuity gift for building construction purposes. Donors gave under this tax credit to the Law School, and the Phyllis J. Washington Education Center. As a result, the Foundation holds a small interest in both buildings.

In June 2012, the Foundation acquired through an estate gift, a 31.67% interest in Stone Mountain Ltd. The Foundation has the ability to exercise significant influence as a result of the acquired interest, and therefore accounts for this interest in Stone Mountain using the equity method for investments.

UNIVERSITY OF MONTANA FOUNDATION
NOTES TO FINANCIAL STATEMENTS (CONTINUED)
June 30, 2014 and 2013

NOTE 8. OTHER ASSETS (CONTINUED)

In fiscal year 2012, the Foundation was assigned rights to two promissory notes, held by an estate. The notes receivable relate to the corresponding allocation of an equity interest in Stone Mountain Ltd. The Foundation's interest in the first note was \$274,506 and \$337,899, at June 30, 2014 and 2013, respectively, and this note has a stated interest rate of 1% over prime, with a floor of 7%. The Foundation's interest in the second note was \$55,885, at June 30, 2013, and this note had a stated interest rate of 6%. The second note was paid off in 2014. Payments on the notes will be received when there is sufficient income activity generated in Stone Mountain Ltd. produce a note payment.

NOTE 9. LIABILITIES TO EXTERNAL BENEFICIARIES

Some donors enter into trust or other arrangements under which the Foundation has a beneficial interest. For irrevocable agreements where the Foundation has control of the assets, assets are recorded at their estimated fair market value upon notification of the beneficial interest, provided that reliable information is available. A liability for payments to other beneficiaries is estimated at the present value of the expected future payments to beneficiaries, calculated by using an IRS life expectancy table and the discount rate determined at the date of the gift. For fiscal year 2014 and 2013 the liability was calculated using IRS table 2000CM. Discount rates used in the calculation range from 1.4% to 10.6%.

At June 30, 2014 and 2013, the liability due to external beneficiaries was \$2,671,484 and \$2,713,066 respectively. Changes in the liability from year to year occur when the present value calculation is updated.

NOTE 10. RESTRICTED NET ASSETS

At June 30, restricted net assets were available for the following purposes:

	<u>2014</u>	<u>2013</u>
Temporarily Restricted		
Scholarships	\$ 21,745,046	\$ 14,037,942
Academics and institutional support	38,155,062	29,847,045
Capital additions	<u>13,231,109</u>	<u>10,509,994</u>
Total temporarily restricted net assets	<u>\$ 73,131,217</u>	<u>\$ 54,394,981</u>
Permanently Restricted		
Scholarships	\$ 56,431,516	\$ 48,839,285
Academics and institutional support	55,550,894	51,853,285
Capital additions	<u>427,355</u>	<u>458,472</u>
Total permanently restricted net assets	<u>\$ 112,409,765</u>	<u>\$ 101,151,042</u>

UNIVERSITY OF MONTANA FOUNDATION
NOTES TO FINANCIAL STATEMENTS (CONTINUED)
June 30, 2014 and 2013

NOTE 11. RETIREMENT PLAN

The Foundation has a qualified tax deferred annuity plan, which covers substantially all permanent employees. Employer contributions to the plan are eleven percent of eligible employees' salaries beginning after six months of service. Each employee allocates contributions to one or more investment funds sponsored by the custodial agent. The annuity payments under the plan depend on the amounts contributed by the Foundation, and the investment performance of invested contributions. Foundation contributions to the plan amounted to \$264,620 and \$264,953 for 2014 and 2013, respectively.

NOTE 12. RELATED PARTY TRANSACTIONS

The relationship between the Foundation and the University of Montana is governed by a two year operating agreement. Under the terms of that agreement, the University paid \$1,033,951 during each of 2014 and 2013 for services provided by the Foundation. Additionally, as part of the agreement for performing fund raising services, the University provided the Foundation with certain information technology services, and other related items in 2014 and 2013.

The Foundation entered into an operating lease with the University of Montana for office space. Terms of the lease include annual rent of \$140,940 with the lease commencing on July 1, 2008 through June 30, 2013. In fiscal year 2013, the Foundation renewed the operating lease with the University of Montana for office space. Terms of the lease include annual rent of \$139,518 with the lease commencing on July 1, 2013 through June 30, 2016.

Rent expense for 2014 and 2013 was \$139,593 and \$140,940, respectively.

The Foundation receives cash and non-cash donations to support the programs, faculty and staff of the University of Montana. In fiscal year 2014 and 2013, the Foundation transferred \$10,258,273 and \$9,025,748, respectively, of cash donations to the University. The Foundation also transferred \$116,562 and \$447,397 of non-cash donations to the University in fiscal year 2014 and 2013, respectively.

In May 2014, the Foundation entered into an agreement with the University of Montana in relation to the construction of a softball field on South Campus. Under this agreement, the Foundation will lease a parcel of land to construct the softball field. The Foundation will manage the funds for the project and enter into contracts with third parties for the construction. The project is expected to be complete by December 31, 2014, and will cost \$1,500,000, to be funded with private donations. As of June 30, 2014, the project was in the planning phase.

UNIVERSITY OF MONTANA FOUNDATION
NOTES TO FINANCIAL STATEMENTS (CONTINUED)
June 30, 2014 and 2013

NOTE 13. COMMITMENTS AND CONTINGENCIES

During 1996, the Foundation received a real property contribution (Sourdough Island) valued at \$4,815,000. Upon eventual sale of the property, the donor agreement provides for allocation of the net sales proceeds to all campuses under the jurisdiction of the University of Montana. The Foundation leases the facility to the University for a nominal annual fee. The lease agreement continues indefinitely unless the University or the Foundation elects to terminate the agreement.



CERTIFIED PUBLIC ACCOUNTANTS & BUSINESS ADVISORS

www.azworld.com