

Governor's Best and Brightest Scholarship Program

Sixth Annual Report
of the
Advisory Council

Academic Year 2010 - 2011

December 2011



**Advisory Council's Sixth Annual Report on
The Governor's Best and Brightest Scholarship Program
2010-2011 Academic Year**

TABLE OF CONTENTS

Executive Summary	Page 3
Advisory Council Summary.....	Pages 4-5
Fiscal Year 2010-2011 Disbursements.....	Pages 6-7
Governor's Scholarship Recipient Demographics.....	Pages 8-15
All Scholarships and Need-Based.....	Page 8
Merit and Merit-at-Large.....	Page 9
Race/Ethnicity.....	Page 10
Gender Breakdown.....	Page 11
Dependency Status.....	Page 12
Average Age.....	Page 13
Median Expected Family Contribution (EFC).....	Page 14
Average GPA Breakdown.....	Page 15
 <u>APPENDIX:</u>	
Scholarship Breakdown by school.....	Page 16
Scholarship Count by County.....	Page 17
Race/Ethnicity Breakdown.....	Page 18
Gender Breakdown.....	Page 19
Dependency Status.....	Page 20
Average Age.....	Page 21
Median Expected Family Contribution.....	Page 22
Average GPA Breakdown.....	Page 23

Executive Summary Governor's Best and Brightest Scholarship Program 2010-2011 Academic Year

Executive Summary

During academic year 2011, 1,916 students received Best and Brightest Scholarships with a total value of \$2,535,000. This includes 1,151 students who renewed their scholarships and 765 students that were awarded new scholarships. Since its creation in 2005 by the Montana Legislature, the total amount of scholarships now exceeds \$10 million to more than 8,600 Montana students. Of the \$2,535,000 awarded in 2011, \$889,000 were new scholarship awards and \$1,646,000 were for renewals of existing scholarships.

This year also includes a private donation from Wal-Mart. At the direction of Wal-Mart, the funds were dedicated to students in a "Green" program of study. The donation directly benefited 28 students at 13 Montana campuses. Wal-Mart's generosity is greatly appreciated by the students of Montana.

One hundred and fifty-seven (157) graduating high school students received High School Merit scholarships. Of those 157 recipients, 14 students chose two-year schools and 143 students chose 4-year schools.

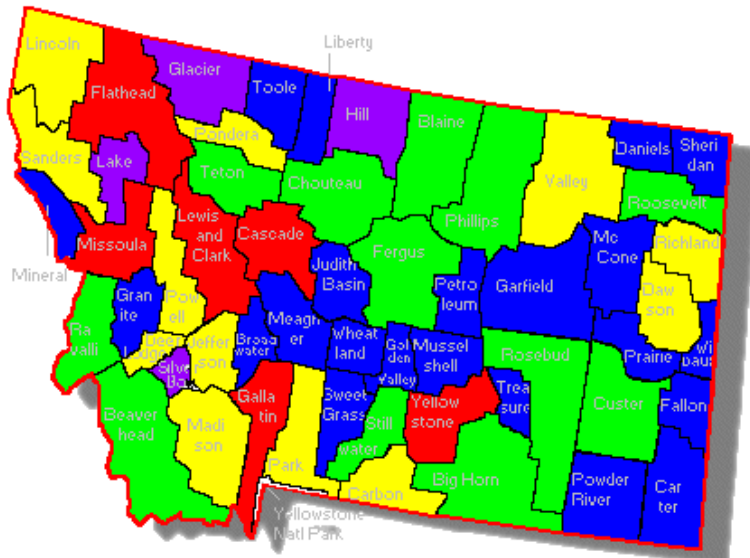
The Office of Student Financial Services (SFS) received a total of 1,054 applications for a Governor's Best and Brightest Merit at-large scholarship for the 2010-2011 academic year. SFS had enough funding to award 32 Merit-at-large scholarships. Of those 32 students, 15 were non-traditional, 2 were home schooled and 15 were 2010 high school graduates.

A total of 477 new need-based scholarships were awarded to students attending two-year programs. By category, 275 students were general study, 80 were health/science, 89 were technology, and 33 were trade/green.

The Governor's Best and Brightest Scholarship is having a positive impact on thousands of Montana students who depend upon the scholarship each year to help meet the costs of a postsecondary education.

10-11 Governor's Scholarship - All Recipients

- - 1 - 10
- - 11 - 20
- - 21 - 50
- - 51 - 100
- - Over 100



**Sixth Annual Report of the Advisory Council for
The Governor's Best and Brightest Scholarship Program
(2010-2011 Academic Year)
December 2011**

History

The 2005 Legislature, at Governor Schweitzer's request, enacted a system of state financial aid for post-secondary students in Montana and directed that it be known as the Governor's Postsecondary Scholarship Program, aka the Best and Brightest Scholarship Program. It is now codified at 20-26-601 MCA. The legislation also created a three member Advisory Council to assist the Board of Regents in administering the program. Current members of the Council include chair LeRoy Schramm, retired legal counsel for the Montana University System; Connie Wittak, a high school teacher at Scobey; and Margaret Bird, financial aid director at Blackfeet Community College. The Council is required to "report to the governor annually" (see 2-15-1524 MCA). This report is intended to fulfill that requirement.

The Governor's Best and Brightest Program was created to provide Montana residents with greater access to Montana's postsecondary institutions. The Program also has a goal of alleviating student debt burdens, thereby allowing more Montanans to stay in the state upon graduation. The Governor's Postsecondary Scholarship Program required 4 years for the scholarship pipeline to be fully utilized (i.e. freshmen, sophomores, juniors, and seniors). Academic year 2008-2009 represented the first time scholarships had been awarded to students in all 4 years of undergraduate postsecondary education. The Legislature appropriated \$5 million (less 2%) for the 2010-2011 biennium. The statute gives the Board of Regents authority over the program and directs that it be administered through the Office of the Commissioner of Higher Education (OCHE). The Commissioner has assigned day to day operation of the Scholarship Program to the Office of Student Financial Services (SFS). The Governor's Best and Brightest Program is operated under policies recommended by the Advisory Council and approved and periodically updated by the Board of Regents.

Current Year

During the 2010-2011 academic year 1,916 students received Best and Brightest scholarships with a total value of \$2,535,000. This includes 1,151 students who renewed their scholarships, and 765 students that were awarded new scholarships. Of the \$2,535,000, \$889,000 were new scholarship awards and \$1,646,000 were for renewals of existing scholarships.

This year also includes a private donation from Wal-Mart. At the direction of Wal-Mart, the funds were dedicated to students in a "Green" program of study. The donation directly benefited 28 students at 13 Montana campuses. Wal-Mart's generosity is greatly appreciated by the students of Montana.

One hundred and fifty-seven (157) graduating high school students received High School Merit scholarships. Of those 157 recipients, 14 students chose two-year schools and 143 students chose 4-year schools.

SFS received a total of 1,054 applications for a Governor's Best and Brightest Merit-at-large scholarship for the 2010-2011 academic year. There were 32 Merit at-large scholarships

awarded. Of those 32 students, 15 were non-traditional, 2 were home schooled and 15 were 2010 high school graduates.

A total of 477 new need-based scholarships were awarded to students attending two-year programs. By category, 275 students were general study, 80 were health/science, 89 were technology, and 33 were trade/green.

Conclusion

The Governor's Best and Brightest Scholarship is a proven program that helps both meritorious students and those students with financial need. Although federal changes make it impossible to track the impact the Best and Brightest Scholarship Program may have on debt-load, more than 8,600 Montana students have received a scholarship since its creation in 2005.

Merit-based scholarships can be received for a maximum of 8 semesters (\$8,000 total). Students must meet minimum requirements to renew these scholarships; 24 credits per year, and maintain Satisfactory Academic Progress (SAP) towards their chosen degree. Renewal rates for Merit scholarships are high; 80% renewal rate for 2010-2011, 86% for 2009-2010. These rates demonstrate that this funding is instrumental in helping these students reach their education goals.

Need-based scholarships can be received for a maximum of 4 semesters. Recipients of need-based scholarships, however, are renewing their respective scholarships at lower rates than Merit recipients. When a student fails to renew, that suggests the student is not completing his or her desired field of study. SFS has implemented a variety of financial literacy programs that are designed to improve retention and success rates for all Montana students, including our Governor's Scholarship recipients.

The Advisory Council and the University System would like to acknowledge and thank the Governor and the Montana Legislature for their support and commitment to improving access to higher education in Montana.

**Governor's Best and Brightest Scholarship
2010-2011
New Awards Disbursed by SFS**

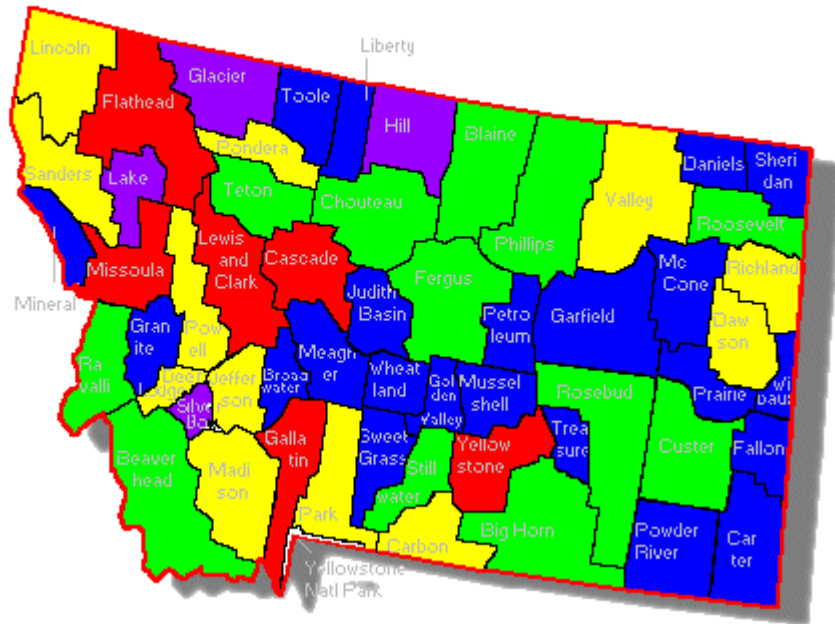
		Merit		MAL		Re-awards Need-Gen		Need-Gen		Need-HS		Need-Tech		Need-Trades		Total	
		#	Amount	#	Amount	#	Amount	#	Amount	#	Amount	#	Amount	#	Amount	#	Amount
		19	\$ 37,000.00	1	\$ 1,000.00											20	\$88,000.00
	MSU Billings	2	\$ 3,000.00			2	\$ 3,000.00	18	\$ 18,000.00	6	\$ 6,000.00	5	\$ 5,000.00	7	\$ 9,000.00	40	\$44,000.00
	MSU Bozeman	65	\$ 128,000.00	18	\$ 36,000.00	7	\$ 13,000.00	1	\$ 1,000.00			1	\$ 500.00	6	\$ 6,000.00	98	\$184,500.00
	MSU Great Falls COT	2	\$ 3,000.00					28	\$ 24,000.00	9	\$ 7,000.00	9	\$ 7,000.00	9	\$ 9,000.00	57	\$50,000.00
	MSU Northern	5	\$ 10,000.00			6	\$ 6,000.00	20	\$ 17,000.00	5	\$ 4,000.00	5	\$ 5,000.00	7	\$ 7,000.00	48	\$49,000.00
	U of M Helena COT							20	\$ 18,000.00	6	\$ 6,000.00	5	\$ 5,000.00	8	\$ 7,000.00	39	\$36,000.00
	U of M Missoula	33	\$ 63,000.00	23	\$ 44,000.00	7	\$ 11,000.00									63	\$118,000.00
	U of M Missoula COT	5	\$ 10,000.00			2	\$ 2,000.00	33	\$ 27,000.00	10	\$ 10,000.00	15	\$ 10,000.00	8	\$ 8,000.00	73	\$67,000.00
	U of M MT Tech	16	\$ 31,000.00	3	\$ 6,000.00											19	\$37,000.00
	U of M MT Tech COT	1	\$ 2,000.00					7	\$ 7,000.00	3	\$ 2,000.00	3	\$ 2,000.00	7	\$ 6,000.00	21	\$19,000.00
	U of M Western	2	\$ 4,000.00					18	\$ 18,000.00	5	\$ 5,000.00	6	\$ 5,000.00	7	\$ 7,000.00	38	\$39,000.00
	Dawson CC	3	\$ 6,000.00					7	\$ 5,500.00	3	\$ 2,000.00	2	\$ 2,000.00	1	\$ 1,000.00	16	\$16,500.00
	FVCC			1	\$ 2,000.00			41	\$ 32,000.00	13	\$ 10,000.00	10	\$ 10,000.00	17	\$ 12,000.00	82	\$66,000.00
	Miles CC	1	\$ 2,000.00	1	\$ 1,000.00			11	\$ 8,500.00	4	\$ 4,000.00	2	\$ 2,000.00	3	\$ 2,000.00	22	\$19,500.00
	Blackfeet CC							16	\$ 11,000.00	3	\$ 3,000.00	5	\$ 3,000.00	4	\$ 3,000.00	28	\$20,000.00
	Chief Dull Knife College							5	\$ 4,000.00	2	\$ 1,000.00	2	\$ 1,000.00	1	\$ 1,000.00	10	\$7,000.00
	Fort Belknap College							7	\$ 5,000.00	1	\$ 1,000.00	2	\$ 1,000.00	1	\$ 1,000.00	11	\$8,000.00
	Fort Peck CC							9	\$ 9,000.00	2	\$ 2,000.00	3	\$ 2,000.00	2	\$ 2,000.00	16	\$15,000.00
	Little Big Horn College							8	\$ 8,000.00	3	\$ 3,000.00	3	\$ 3,000.00	2	\$ 2,000.00	16	\$16,000.00
	Salish Kootenai College							19	\$ 17,500.00	11	\$ 8,000.00	8	\$ 6,000.00			38	\$31,500.00
	Stone Child College							7	\$ 5,000.00	1	\$ 1,000.00	1	\$ 1,000.00	1	\$ 1,000.00	10	\$8,000.00
	Totals	154	\$ 299,000.00	47	\$ 90,000.00	24	\$ 35,000	275	\$ 235,500.00	87	\$ 75,000.00	87	\$ 70,500.00	91	\$ 84,000.00	765	\$889,000.00

**Governor's Best and Brightest Scholarship
2010 - 2011
Renewed Scholarships Disbursed by SFS**

		FY'11 Disbursements - 1011 Renewals Recipients										Total			
		Merit		MAL		Re-awards Need-Gen		Need-Gen		Need-HS				Need-Tech	
#	Amount	#	Amount	#	Amount	#	Amount	#	Amount	#	Amount	#	Amount	#	Amount
MSU Billings	38 \$ 64,000.00	16 \$ 25,000.00	14 \$ 20,750.00	11 \$ 11,000.00	4 \$ 4,000.00	3 \$ 3,000.00	4 \$ 4,000.00	3 \$ 3,000.00	4 \$ 4,000.00	3 \$ 3,000.00	4 \$ 4,000.00	68	\$109,750.00		
MSU Billings COT	3 \$ 6,000.00		2 \$ 2,000.00									27	\$30,000.00		
MSU Bozeman	134 \$ 258,000.00	79 \$ 155,750.00	39 \$ 65,000.00									252	\$478,750.00		
MSU Great Falls COT	2 \$ 4,000.00	2 \$ 3,000.00	5 \$ 4,000.00	23 \$ 22,000.00	18 \$ 12,000.00	13 \$ 11,000.00	1 \$ 1,000.00	1 \$ 1,000.00	1 \$ 1,000.00	7 \$ 7,500.00	5 \$ 5,000.00	64	\$57,000.00		
MSU Northern	13 \$ 27,000.00	6 \$ 12,000.00	8 \$ 8,000.00	21 \$ 19,000.00	1 \$ 1,000.00	7 \$ 7,500.00	7 \$ 6,500.00	7 \$ 6,500.00	7 \$ 6,500.00	5 \$ 5,000.00	5 \$ 5,000.00	63	\$81,000.00		
U of M Helena COT	1 \$ 2,000.00			19 \$ 16,000.00	7 \$ 6,000.00	5 \$ 5,000.00						37	\$34,000.00		
U of M Missoula	108 \$ 207,000.00	65 \$ 124,000.00	26 \$ 45,500.00									199	\$376,500.00		
U of M Missoula COT	6 \$ 6,000.00		3 \$ 4,000.00	33 \$ 26,000.00	11 \$ 10,500.00	14 \$ 13,000.00	4 \$ 4,000.00	4 \$ 4,000.00	4 \$ 4,000.00			71	\$63,500.00		
U of M MT Tech	37 \$ 62,000.00	19 \$ 32,000.00		9 \$ 7,000.00	3 \$ 3,000.00	3 \$ 3,000.00						56	\$94,000.00		
U of M MT Tech COT			5 \$ 19,500.00									20	\$32,500.00		
U of M Western	14 \$ 21,000.00	5 \$ 10,000.00	3 \$ 4,000.00	18 \$ 18,000.00	6 \$ 5,000.00	7 \$ 6,000.00	4 \$ 4,000.00	4 \$ 4,000.00	4 \$ 4,000.00	7 \$ 6,000.00	4 \$ 4,000.00	57	\$88,000.00		
Dawson CC	2 \$ 4,000.00			11 \$ 9,000.00	3 \$ 2,500.00							16	\$15,500.00		
FVCC	2 \$ 4,000.00		3 \$ 3,000.00	37 \$ 31,000.00	6 \$ 6,000.00	11 \$ 9,000.00	8 \$ 7,000.00	8 \$ 7,000.00	8 \$ 7,000.00			67	\$60,000.00		
Miles CC	2 \$ 4,000.00	2 \$ 3,000.00		13 \$ 12,000.00	4 \$ 4,000.00	5 \$ 5,000.00						21	\$23,000.00		
Blackfeet CC				13 \$ 12,000.00	5 \$ 5,000.00	5 \$ 5,000.00						23	\$22,000.00		
Chief Dull Knife College	1 \$ 2,000.00			10 \$ 6,000.00								11	\$8,000.00		
Fort Belknap College				8 \$ 6,500.00								8	\$6,500.00		
Fort Peck CC	1 \$ 2,000.00			11 \$ 9,000.00	5 \$ 4,000.00	6 \$ 5,000.00						23	\$20,000.00		
Little Big Horn College	1 \$ 2,000.00			11 \$ 7,000.00								21	\$16,000.00		
Salish Kootenai College	3 \$ 6,000.00		2 \$ 3,000.00	16 \$ 14,000.00	7 \$ 7,000.00	6 \$ 6,000.00						34	\$36,000.00		
Stone Child College	2 \$ 4,000.00			11 \$ 10,000.00								13	\$14,000.00		
Totals	370 \$ 685,000	194 \$ 364,750	110 \$ 178,750	275 \$ 235,500	80 \$ 70,000	89 \$ 80,500	33 \$ 31,500	33 \$ 31,500	33 \$ 31,500	89 \$ 80,500	33 \$ 31,500	1,151	\$1,646,000		

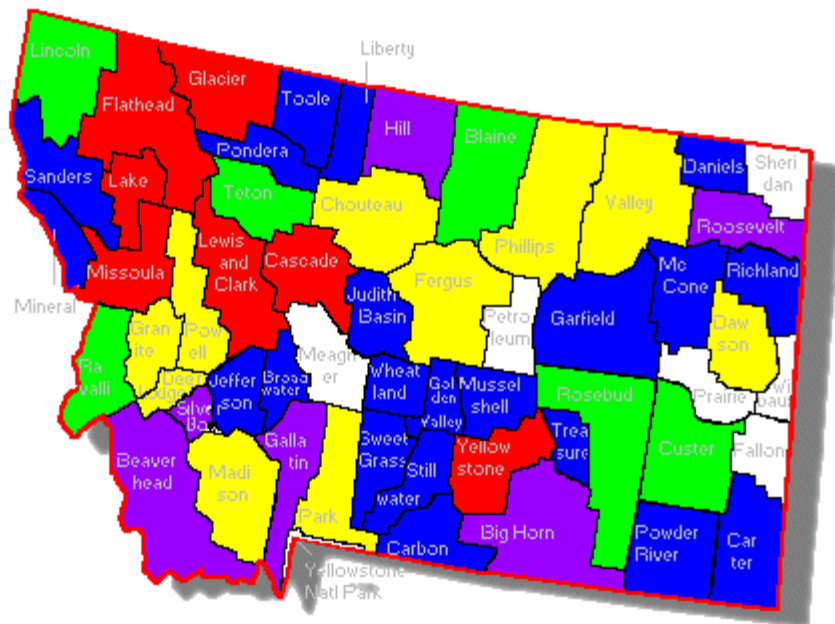
10-11 Governor's Scholarship - All Recipients

- - 1 - 10
- - 11 - 20
- - 21 - 50
- - 51 - 100
- - Over 100



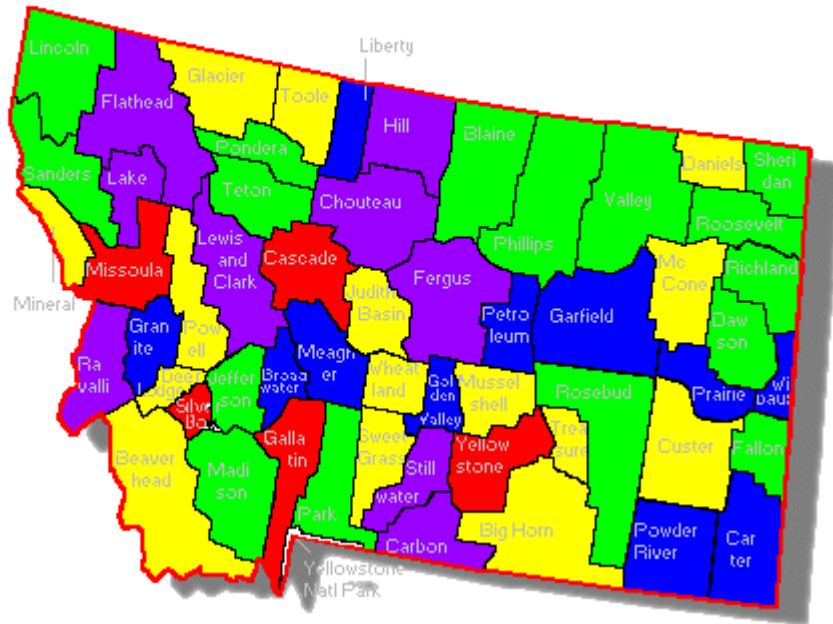
10-11 Governor's Scholarship - Need Based Recipients

- - 1 - 5
- - 6 - 10
- - 11 - 25
- - 26 - 50
- - Over 50



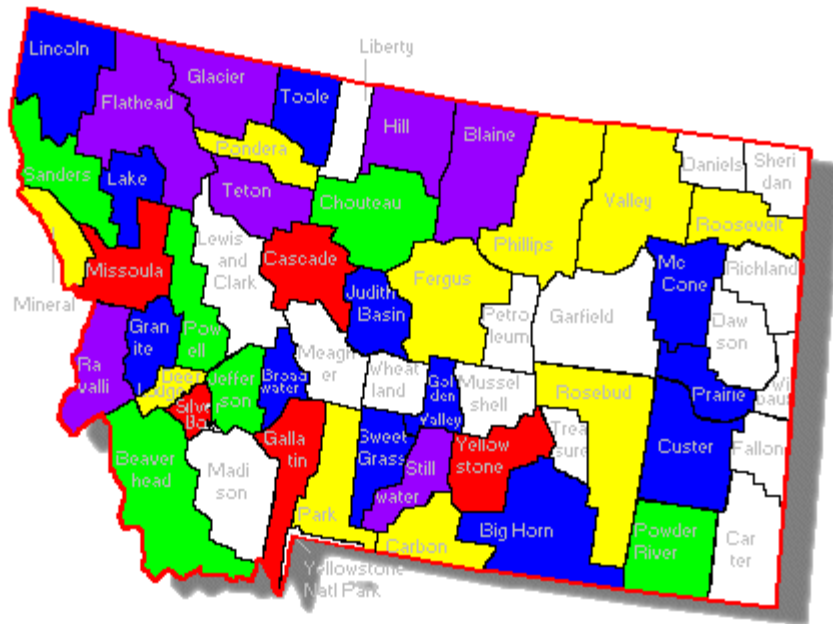
10-11 Governor's Scholarship - Merit Based Recipients

- - 1 - 2
- - 3 - 4
- - 5 - 10
- - 11 - 20
- - Over 20

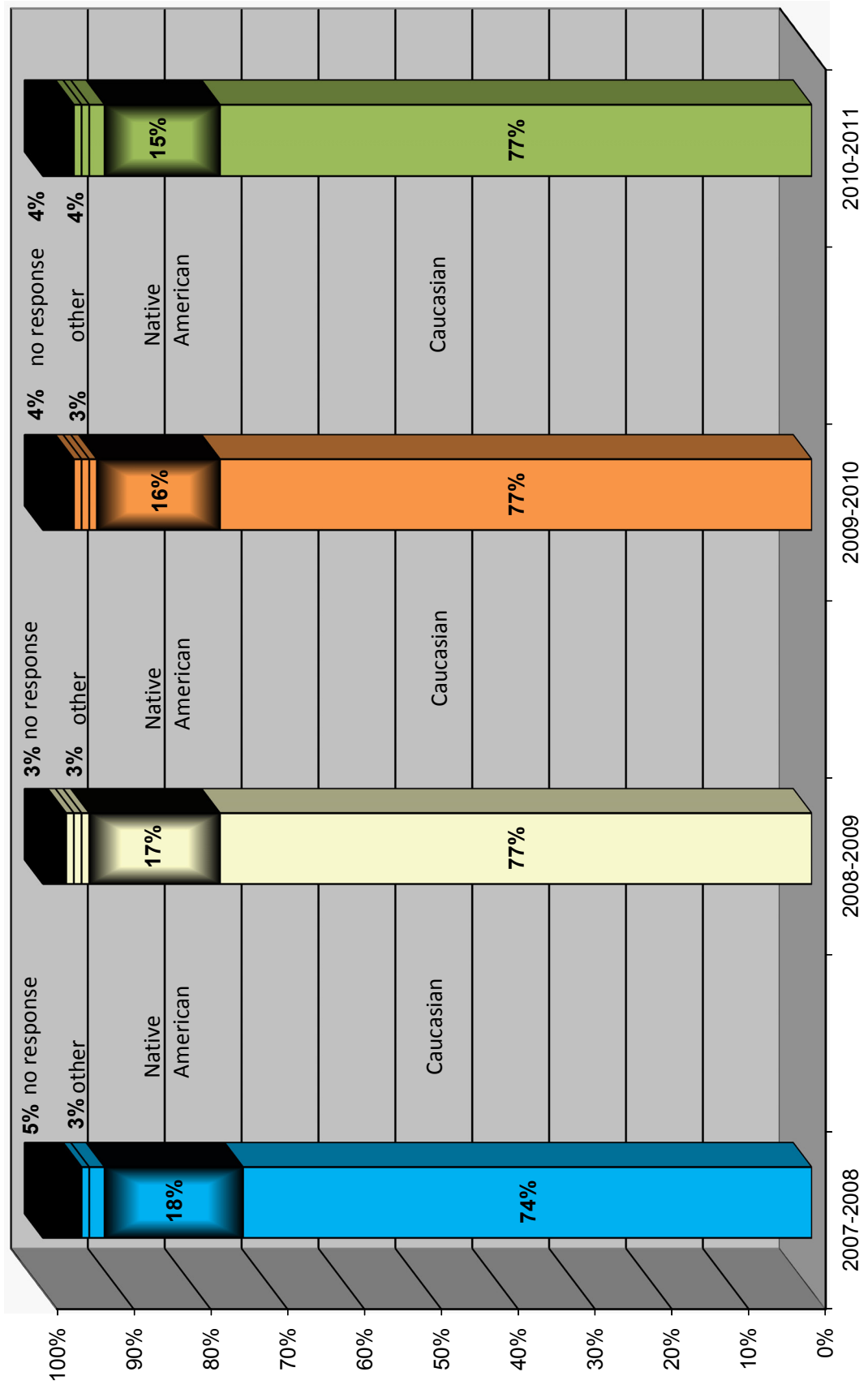


10-11 Governor's Scholarship - Merit-At-Large Recipients

- - 1
- - 2
- - 3 - 4
- - 5 - 10
- - Over 10

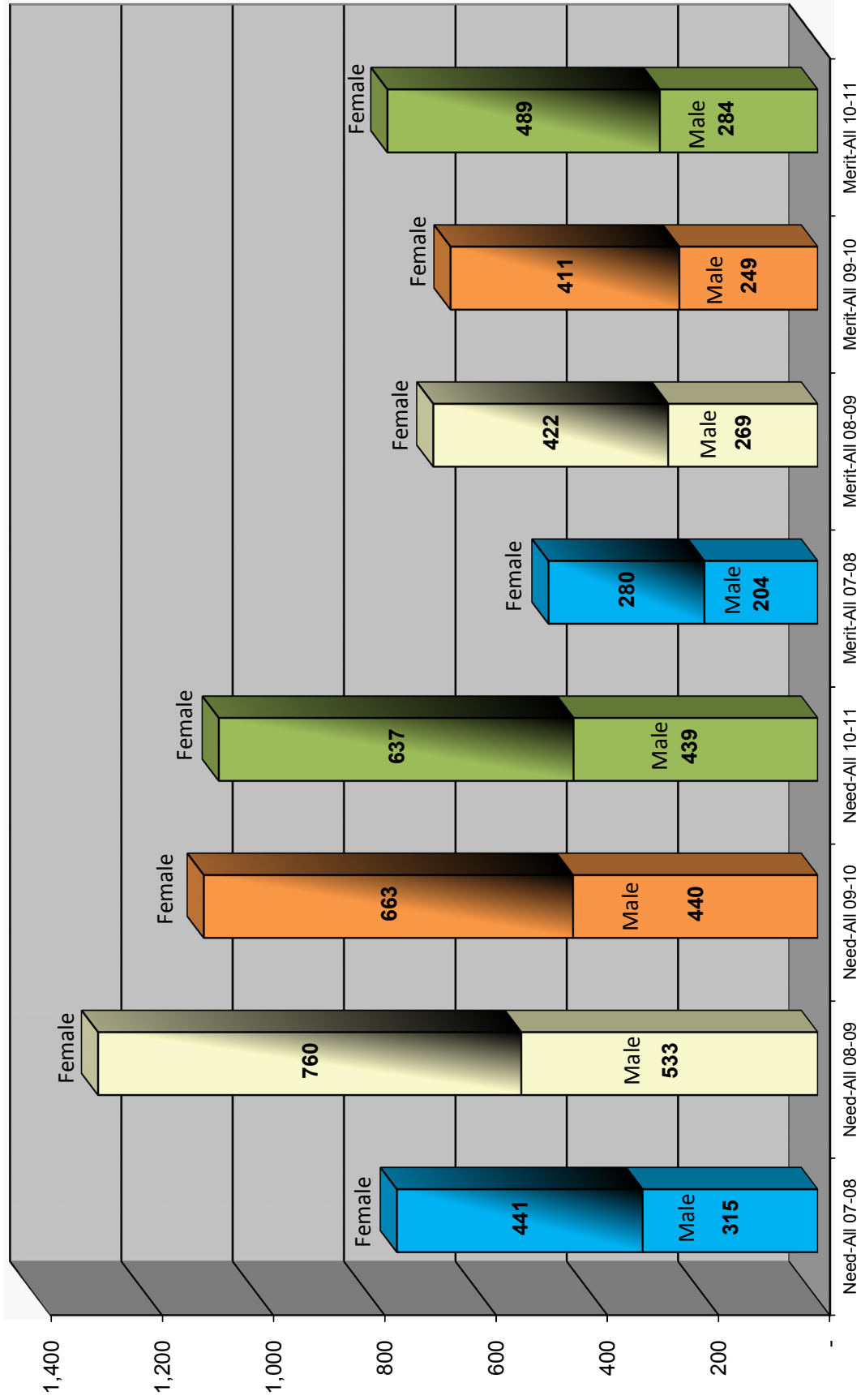


Governor's Scholarship Recipients by Race



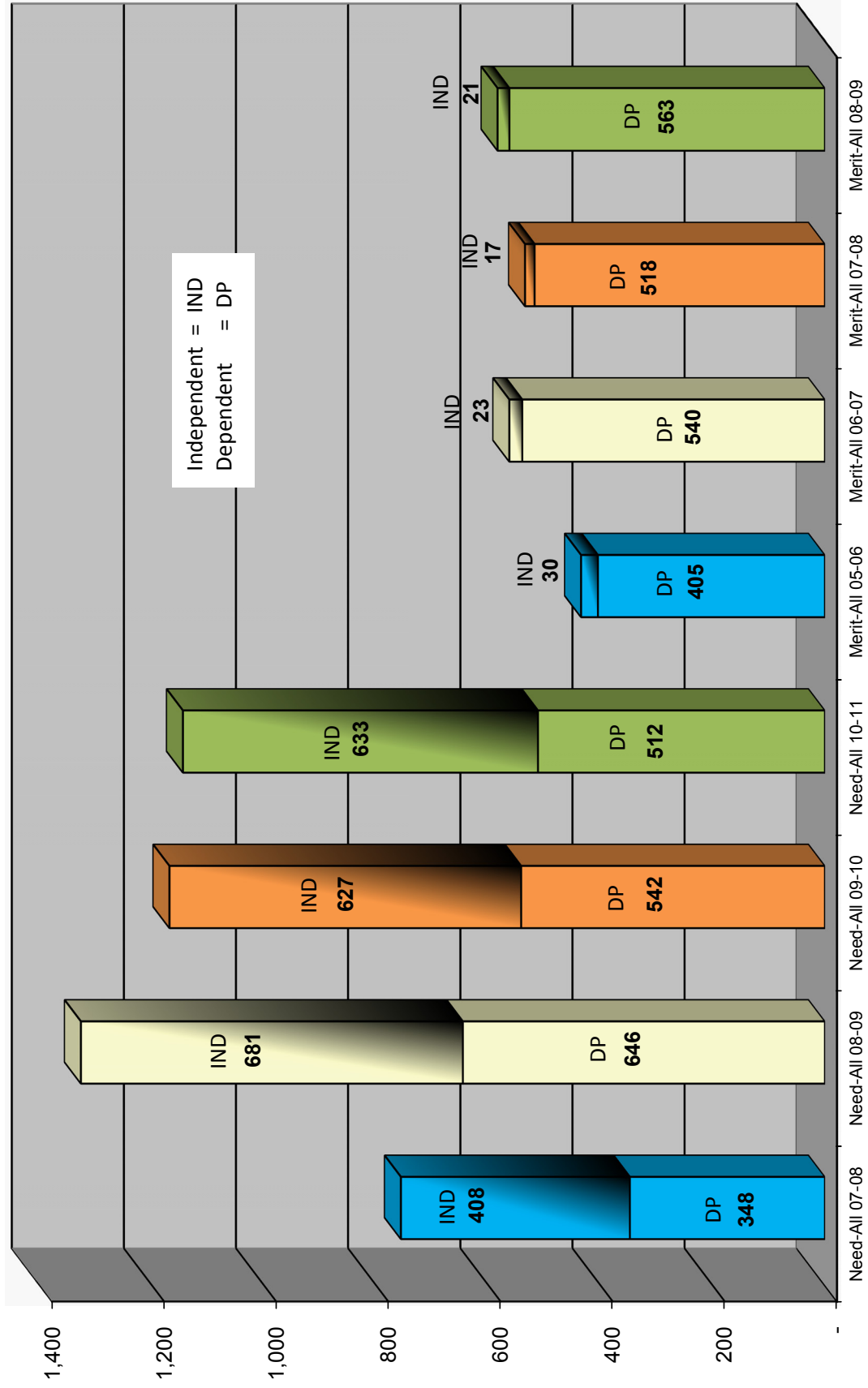
*It is optional for schools to collect this information.

Governor's Scholarship Recipients by Gender



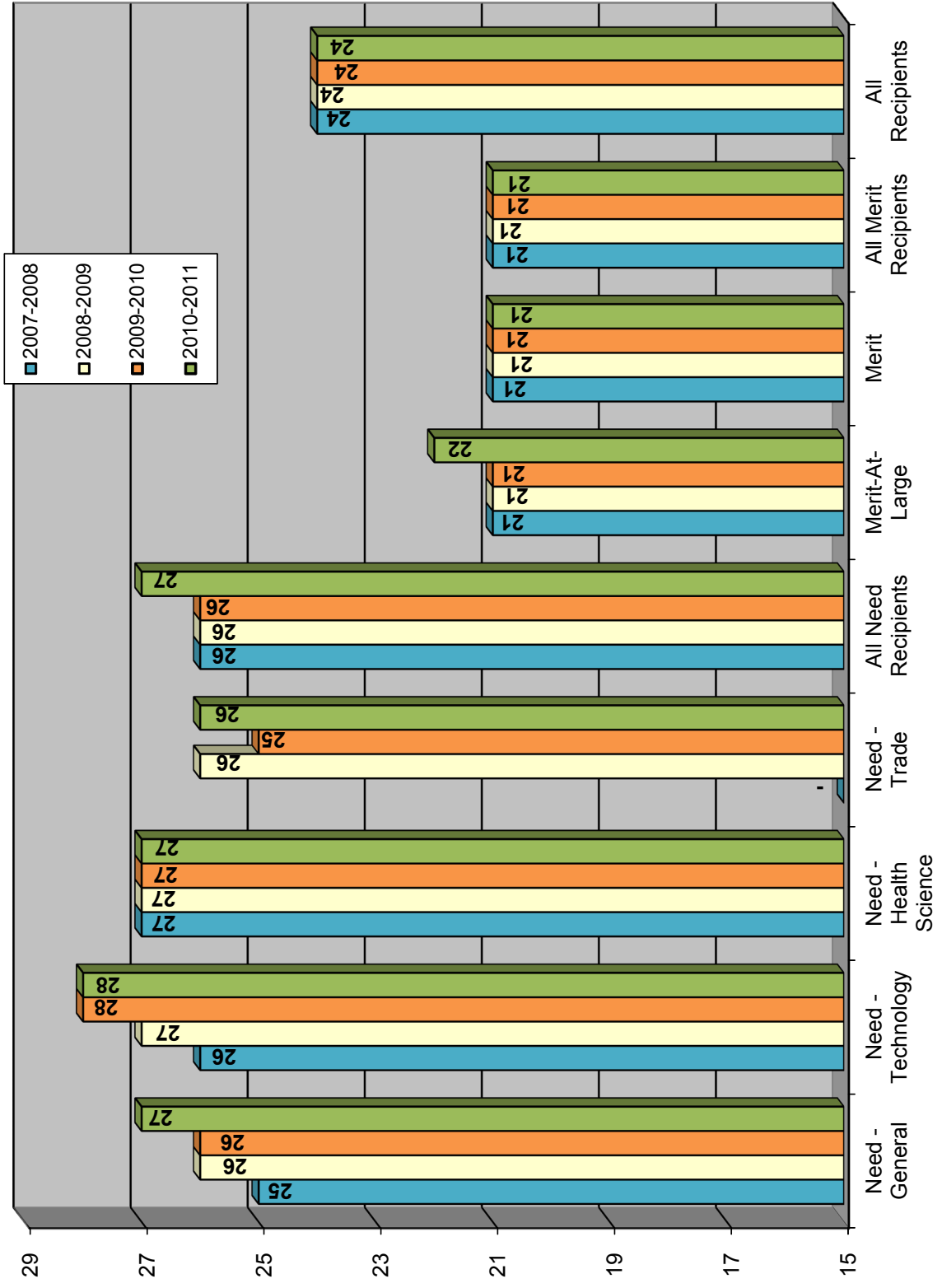
*It is optional for schools to collect this information.

Governor's Scholarship Recipients by Dependency Status

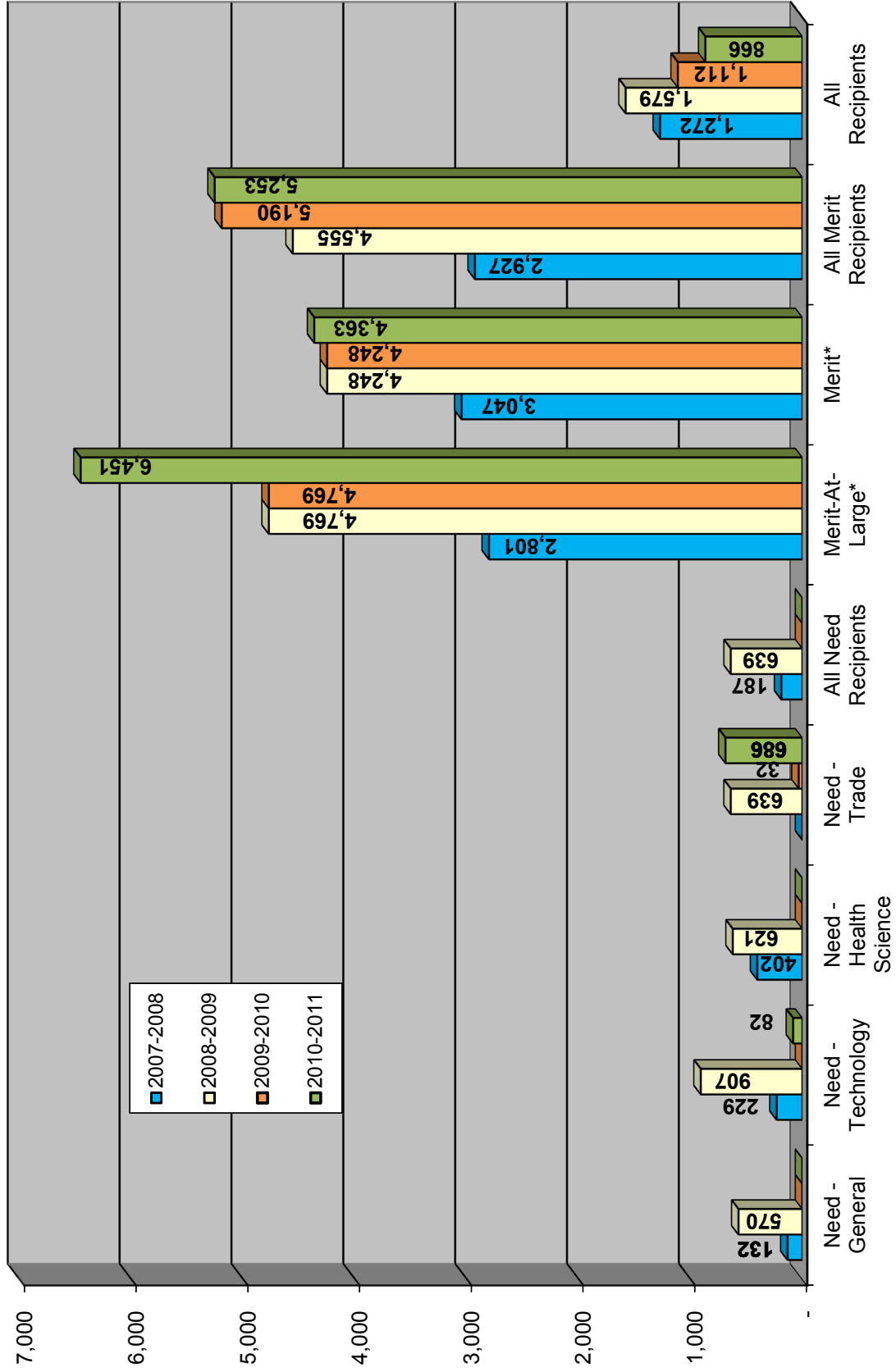


*Merit and Merit-at-Large recipients are not required to complete a FAFSA.

Governor's Recipients by Average Age

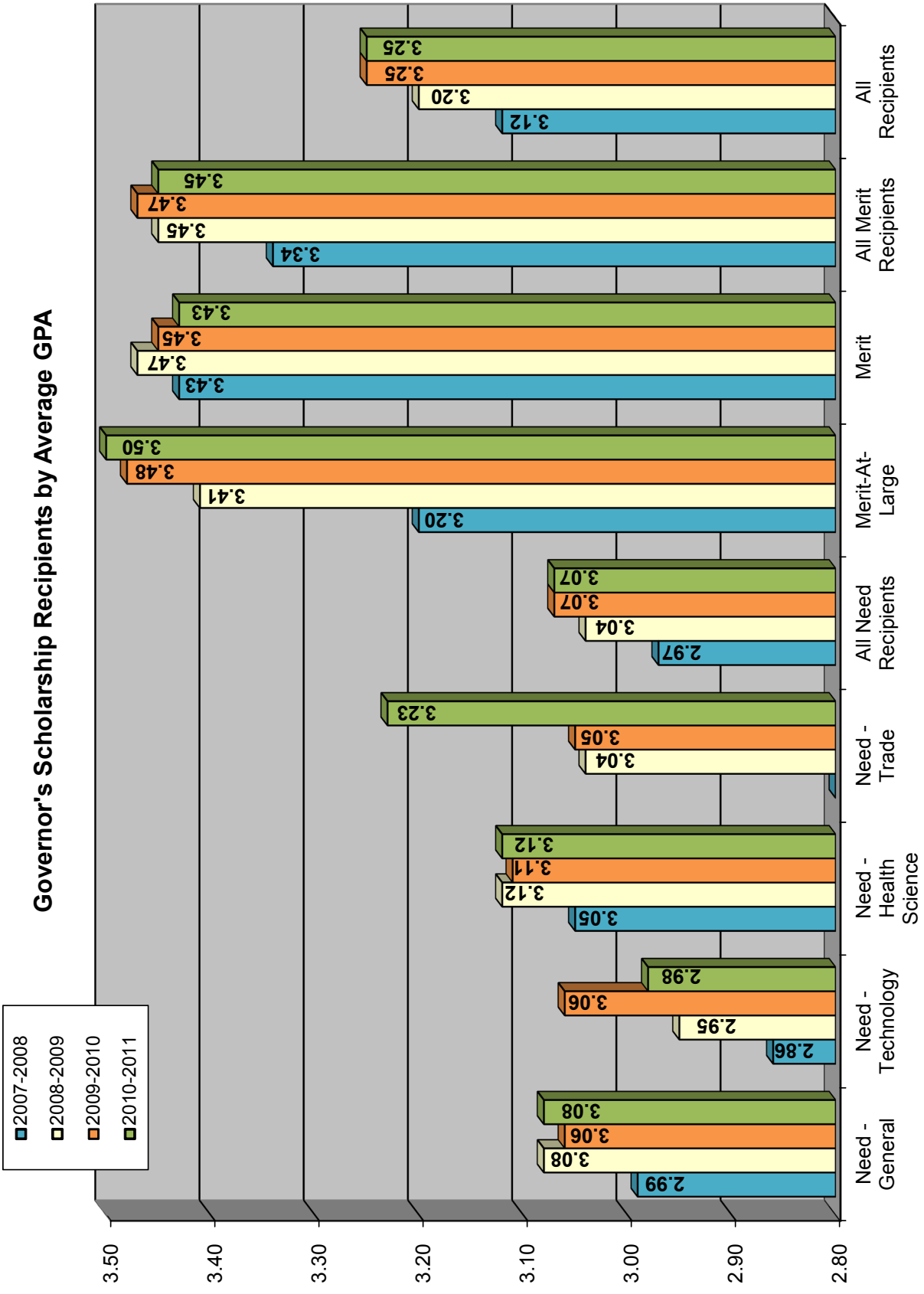


Governor's Recipients by Median Expected Family Contribution



*Merit and Merit-at-Large recipients are not required to complete a FAFSA.

Governor's Scholarship Recipients by Average GPA



APPENDIX:

2010 - 2011 Academic Year

As Reported by Schools

Governor's Scholarship Breakdown *												
	Need - General	Need - Technology	Need - Health Science	Need - Trade	Merit-At-Large	Merit	All Recipients					
MSU - Bozeman	42	1	-	5	99	207	354					
MSU - Billings	50	9	10	7	14	58	148					
MSU - Northern	58	13	4	12	6	21	114					
MSU - Great Falls	72	15	19	8	2	4	120					
UM - Missoula	110	29	21	7	89	151	407					
UM - Western	44	11	10	8	6	14	93					
MT Tech	33	5	4	-	23	56	121					
UM - Helena	41	10	13	11	-	1	76					
Flathead Valley CC	78	21	22	25	1	2	149					
Miles CC	23	5	9	-	3	3	43					
Dawson CC	15	2	6	4	-	5	32					
Salish Kootenai	39	13	18	-	-	5	75					
Blackfeet	29	14	8	-	-	-	51					
Chief Dull Knife	20	-	-	-	-	1	21					
Aaniih Nakoda	14	1	-	3	-	-	18					
Fort Peck	19	9	7	4	-	-	39					
Little Big Horn	34	-	-	-	-	1	35					
Stone Child	21	-	-	-	-	2	23					
2010-2011 Totals	742	158	151	94	243	531	1,919					
2005-2006 Totals	82	101	48	-	59	173	463					
2006-2007 Totals	323	284	134	-	83	260	1,084					
2007-2008 Totals	370	239	147	-	193	291	1,240					
2008-2009 Totals	771	331	179	50	272	420	2,023					
2009-2010 Totals	560	326	190	93	239	421	1,829					

*Transfer students may be counted more than once.

2010 - 2011 Academic Year

As Reported by Schools

<i>Governor's Scholarship Count by County *</i>									
County	Merit	Merit-At-Large	Need	All Recipients	County	Merit	Merit-At-Large	Need	All Recipient
Missoula	78	38	135	251	Deer Lodge	4	2	9	15
Flathead	15	6	138	159	Powell	4	3	6	13
Cascade	25	15	114	154	Pondera	5	2	5	12
Yellowstone	36	29	73	138	Jefferson	5	3	4	12
Gallatin	50	29	49	128	Richland	8	-	4	12
Lewis & Clark	12	17	76	105	Granite	2	1	6	9
Lake	15	1	81	97	Sweet Grass	4	1	4	9
Silver Bow	23	18	38	79	Musselshell	4	-	4	8
Glacier	3	6	55	64	Judith Basin	4	1	2	7
Hill	12	6	44	62	Sheridan	5	-	2	7
Roosevelt	10	2	38	50	Powder River	1	3	2	6
Ravalli	15	8	25	48	McCone	3	1	2	6
Big Horn	4	1	35	40	Mineral	3	2	1	6
Beaverhead	4	4	27	35	Toole	4	1	1	6
Blaine	10	7	16	33	Fallon	6	-	-	6
Rosebud	7	2	20	29	Daniels	3	-	2	5
Teton	10	6	12	28	Garfield	1	-	3	4
Custer	3	1	23	27	Broadwater	1	1	2	4
Stillwater	18	5	4	27	Golden Valley	2	1	1	4
Choteau	12	3	7	22	Treasure	3	-	1	4
Phillips	10	2	10	22	Wheatland	3	-	1	4
Fergus	12	2	8	22	Liberty	1	-	2	3
Lincoln	6	1	13	20	Carter	2	-	1	3
Park	7	2	10	19	Prairie	2	1	-	3
Valley	9	2	7	18	Wibaux	2	-	-	2
Sanders	8	4	5	17	Meagher	1	-	-	1
Dawson	7	-	9	16	Petroleum	1	-	-	1
Madison	10	-	6	16	Unknown	4	1	-	5
Carbon	12	2	2	16					
			Merit	531					
			Merit-At-Large	243					
			Need	1,145					
			Total	1,919					

*Transfer students may be counted more than once.

2010 - 2011 Academic Year

As Reported by Schools

	Governor's Scholarship - Race*					Other	No Response	All Recipients
	Caucasian	American Indian/Alaskan Native	Hispanic/Latino	African American	Oriental/Asian American			
MSU - Bozeman	325	7	6	-	6	1	9	354
MSU - Billings	126	8	1	1	3	-	9	148
MSU - Northern	95	10	-	-	1	1	7	114
MSU - Great Falls	106	4	4	1	-	-	5	120
UM - Missoula	349	14	9	3	10	2	20	407
UM - Western	80	1	2	-	1	-	9	93
MT Tech	112	4	1	2	-	-	2	121
UM - Helena	64	4	3	-	-	-	5	76
Flathead Valley CC	123	5	2	1	2	-	16	149
Miles CC	40	3	-	-	-	-	-	43
Dawson CC	30	1	-	-	1	-	-	32
Salish Kootenai	17	57	-	1	-	-	-	75
Blackfeet	1	50	-	-	-	-	-	51
Chief Dull Knife	2	19	-	-	-	-	-	21
Aaniih Nakoda	2	16	-	-	-	-	-	18
Fort Peck	3	36	-	-	-	-	-	39
Little Big Horn	2	32	1	-	-	-	-	35
Stone Child	-	23	-	-	-	-	-	23
2010-2011	1,477	294	29	9	24	4	82	1,919
2005-2006	362	68	7	2	1	1	22	463
2006-2007	777	236	15	-	3	3	50	1,084
2007-2008	913	222	25	4	6	5	65	1,240
2008-2009	1,551	340	29	9	17	8	69	2,023
2009-2010	1,415	296	27	4	13	7	67	1,829

*It is optional for schools to collect this information.

*Transfer students may be counted more than once.

2010 - 2011 Academic Year

As Reported by Schools

Governor's Scholarship - Gender*		Need - General		Need - Technology		Need - Health Science		Need - Trade		Need - All		Merit-At-Large		Merit		Merit - All		All Recipients	
		Male	Female	Male	Female	Male	Female	Male	Female	Male	Female	Male	Female	Male	Female	Male	Female	Male	Female
School																			
MSU - Bozeman	13	29	1	-	-	-	4	1	4	14	33	43	56	86	121	129	177	143	206
MSU - Billings	27	23	7	2	1	9	2	5	2	35	36	3	11	9	49	12	60	47	94
MSU - Northern	35	23	12	1	-	4	2	10	2	47	30	5	1	10	11	15	12	62	40
MSU - Great Falls	19	53	10	5	4	15	1	7	1	33	74	-	2	-	4	-	6	33	79
UM - Missoula	41	69	17	12	5	16	6	6	1	63	98	23	66	44	107	67	173	130	270
UM - Western	13	31	8	3	5	5	3	3	5	26	44	2	4	5	9	7	13	33	52
MT Tech	17	16	2	3	2	2	-	-	-	21	21	11	12	36	20	47	32	68	53
UM - Helena	14	27	8	2	8	5	2	9	2	30	36	-	-	1	-	1	-	31	34
Flathead Valley CC	31	47	11	10	3	19	20	5	5	45	81	-	1	1	1	1	2	46	78
Miles CC	13	10	2	3	2	7	-	-	-	17	20	1	2	1	2	2	4	19	24
Dawson CC	8	7	2	-	1	5	3	1	1	11	13	-	-	-	5	-	5	11	17
Salish Kootenai	15	24	9	4	-	18	-	-	-	24	46	-	-	2	3	2	3	26	49
Blackfeet	15	14	11	3	1	7	-	-	-	27	24	-	-	-	-	-	-	27	24
Chief Dull Knife	8	12	-	-	-	-	-	-	-	8	12	-	-	1	-	1	-	9	12
Aaniih Nakoda	4	10	1	-	-	-	3	-	-	5	10	-	-	-	-	-	-	5	10
Fort Peck	8	11	7	2	-	7	2	2	2	15	22	-	-	-	-	-	-	15	20
Little Big Horn	7	27	-	-	-	-	-	-	-	7	27	-	-	-	-	-	-	7	27
Stone Child	11	10	-	-	-	-	-	-	-	11	10	-	-	-	2	-	2	11	12
2010-2011	299	443	108	50	32	119	69	25	69	439	637	88	155	196	334	284	489	792	1,126
2005-2006	30	52	50	50	5	44	-	-	-	85	146	25	34	68	105	93	139	178	285
2006-2007	133	189	157	126	20	114	-	-	-	310	429	43	39	105	153	148	192	458	621
2007-2008	154	216	138	101	23	124	-	-	-	315	441	98	95	106	185	204	280	519	721
2008-2009	298	474	197	134	38	141	39	11	39	533	760	106	166	163	256	269	422	841	1,182
2009-2010	205	355	203	124	32	158	67	26	67	440	663	92	147	157	264	249	411	756	1,074

* It is optional for schools to collect this information.

2010 - 2011 Academic Year

As Reported by Schools

	Need - General		Need - Technology		Science		Need - Trade		Need - All		Merit-At-Large*		Merit*		Merit - All		All Recipients	
	Dependent	Independent	Dependent	Ind.	Dependent	Ind.	Dependent	Ind.	Dependent	Ind.	Dependent	Ind.	Dependent	Ind.	Dependent	Ind.	Dependent	Independent
MSU - Bozeman	27	15	1	-	-	-	2	3	30	18	68	4	155	-	223	4	253	22
MSU - Billings	27	23	6	3	2	8	6	1	41	35	8	2	39	2	47	4	88	39
MSU - Northern	43	15	13	-	3	1	10	2	69	18	4	1	19	-	23	1	92	19
MSU - Great Falls	37	35	7	8	5	14	2	6	51	63	2	-	-	1	2	1	53	64
UM - Missoula	40	70	10	19	3	18	3	4	56	111	74	2	105	2	179	4	235	115
UM - Western	27	17	6	5	7	3	4	4	44	29	5	-	8	-	13	-	57	29
MT Tech	16	17	2	3	2	2	-	-	20	22	18	2	42	2	60	4	80	26
UM - Helena	14	27	4	6	8	5	7	4	33	42	-	-	1	-	1	-	34	42
Flathead Valley CC	31	47	8	13	7	15	7	18	53	93	1	-	1	-	2	-	55	93
Miles CC	16	7	2	3	3	6	-	-	21	16	3	-	2	-	5	-	26	16
Dawson CC	10	5	2	-	4	2	2	2	18	9	-	-	3	-	3	-	21	9
Selish Kootenai	14	25	1	12	6	12	-	-	21	49	-	-	3	2	3	2	24	51
Blackfeet	15	14	6	8	6	2	-	-	27	24	-	-	-	-	-	-	27	24
Chief Dull Knife	6	14	-	-	-	-	-	-	6	14	-	-	1	-	1	-	7	14
Aaniih Nakoda	3	11	-	1	-	-	2	1	5	13	-	-	-	-	-	-	5	13
Fort Peck	4	15	-	9	1	6	1	3	6	33	-	-	-	-	-	-	6	33
Little Big Horn	7	27	-	-	-	-	-	-	7	27	-	-	-	-	-	-	7	27
Stone Child	4	17	-	-	-	-	-	-	4	17	-	-	1	1	1	1	5	18
2010-2011	341	401	68	90	57	94	46	48	512	633	183	11	380	10	563	21	1,075	654
2005-2006	47	35	51	41	31	28	-	-	129	104	49	10	154	6	203	16	332	120
2006-2007	172	145	153	125	59	75	-	-	384	345	71	5	204	7	275	12	659	357
2007-2008	180	190	116	123	52	95	-	-	348	408	166	25	239	5	405	30	753	438
2008-2009	376	391	171	160	73	106	26	24	646	681	227	11	313	12	540	23	1,186	704
2009-2010	273	287	141	186	72	118	56	36	542	627	199	7	319	10	518	17	1,060	644
<i>* Not required to complete a FAFSA</i>																		

*It is optional for schools to collect this information.

2010 - 2011 Academic Year

As Reported by Schools

Governor's Scholarship - Average Age		As Reported by Schools									
	Need - General	Need - Technology	Need - Health Science	Need - Trade	All Need Recipients	Merit-At-Large	Merit	All Merit Recipients	All Recipients		
MSU - Bozeman	23	23	-	23	22	21	21	21	21	21	21
MSU - Billings	28	23	27	22	26	22	22	21	22	22	24
MSU - Northern	23	21	23	21	23	22	21	21	21	21	22
MSU - Great Falls	27	26	27	29	27	21	20	20	20	20	27
UM - Missoula	27	32	31	25	28	21	21	21	21	21	21
UM - Western	25	25	22	25	26	22	21	21	21	21	25
MT Tech	27	33	25	-	27	23	21	22	22	22	24
UM - Helena	29	26	23	24	25	-	20	20	20	20	24
Flathead Valley CC	29	30	30	30	29	20	21	21	21	21	29
Miles CC	24	30	27	-	25	21	20	21	21	21	25
Dawson CC	23	20	21	23	23	-	20	20	20	20	22
Salish Kootenai	27	32	28	-	28	-	22	22	22	22	28
Blackfeet	25	24	20	-	24	-	-	-	-	-	24
Chief Dull Knife	28	-	-	-	24	-	20	20	20	20	28
Aaniih Nakoda	25	19	-	26	25	-	-	-	-	-	25
Fort Peck	28	36	26	31	30	-	-	-	-	-	30
Little Big Horn	30	-	-	-	30	-	20	20	20	20	29
Stone Child	27	-	-	-	27	-	20	20	20	20	26
2010-2011	27	28	27	26	27	22	21	21	21	21	24
2005-2006	23	28	25	-	25	22	19	20	20	20	23
2006-2007	25	25	26	-	25	21	20	20	20	20	24
2007-2008	25	26	27	-	26	21	21	21	21	21	24
2008-2009	26	27	27	26	26	21	21	21	21	21	24
2009-2010	26	28	27	25	26	21	21	21	21	21	24

2010 - 2011 Academic Year

As Reported by Schools

Governor's Scholarship - Median Expected Family Contribution									
	Need - General	Need - Technology	Need - Health Science	Need - Trade	All Need Recipients	Merit-At-Large*	Merit*	All Merit Recipients	All Recipients
MSU - Bozeman	0	0	-	3,277	0	6,049	5,128	5,515	3,536
MSU - Billings	896	2,704	2,746	1,540	1,431	6,003	6,325	6,003	2,466
MSU - Northern	243	2,714	4,221	246	514	4,481	810	1,171	1,017
MSU - Great Falls	0	2,501	0	0	0	1,269	0	0	0
UM - Missoula	0	0	2,476	3,319	0	8,240	5,055	6,145	2,139
UM - Western	2,434	4,255	3,913	4,066	3,140	9,655	1,771	3,407	3,274
MT Tech	788	1,093	0	-	62	5,541	8,062	6,446	3,147
UM - Helena	0	1,477	0	1,629	0	-	7,659	7,659	0
Flathead Valley CC	0	0	0	0	0	4,644	1,681	3,163	0
Miles CC	1,076	1,475	-	-	2	5,067	2,417	3,001	709
Dawson CC	5,048	2,888	2,464	989	3,247	-	3,010	3,010	3,129
Salish Kootenai	0	0	1,258	-	0	-	0	0	0
Blackfeet	0	0	0	-	0	-	-	-	0
Chief Dull Knife	0	0	-	-	0	-	0	0	0
Aaniiih Nakoda	0	0	-	207	0	-	-	0	0
Fort Peck	0	0	0	312	0	-	-	0	0
Little Big Horn	0	0	-	-	0	-	8,272	8,272	0
Stone Child	0	0	-	-	0	-	0	0	0
2010-2011	0	82	0	686	0	6,451	4,363	5,253	866
2005-2006	329	336	910	-	393	1,531	2,886	2,058	1,051
2006-2007	132	145	671	-	182	2,616	3,604	3,400	1,089
2007-2008	132	229	402	-	187	2,801	3,047	2,927	1,272
2008-2009	570	907	621	639	639	4,769	4,248	4,555	1,579
2009-2010	-	-	-	32	-	4,769	4,248	5,190	1,112
	- No Information								
	0 Zero EFC								

*Merit and Merit-At-Large recipients are not required to complete a FAFSA, meaning EFC information may not be available.

2010 - 2011 Academic Year

As Reported by Schools

Governor's Scholarship - Median GPA		Need - Health Science	Need - Trade	All Need Recipients	Merit-At-Large	Merit	All Merit Recipients	All Recipients
Need - General	Need - Technology							
MSU - Bozeman	3.45	2.43	-	3.70	3.45	3.39	3.40	3.42
MSU - Billings	3.32	3.41	3.39	3.22	3.30	3.42	3.48	3.42
MSU - Northern	2.83	2.83	2.49	3.28	2.86	3.33	3.36	3.03
MSU - Great Falls	2.76	3.00	2.88	3.29	2.89	1.75	2.40	2.87
UM - Missoula	2.92	2.87	3.52	2.58	2.97	3.58	3.56	3.34
UM - Western	3.13	2.95	3.39	3.39	3.17	3.31	3.37	3.26
MT Tech	2.84	2.44	2.69	-	2.79	3.17	3.17	3.08
UM - Helena	3.18	3.42	3.24	2.91	3.19	3.83	3.83	3.20
Flathead Valley CC	3.13	3.23	2.81	2.80	3.19	3.05	3.37	3.20
Miles CC	2.76	2.98	2.80	-	2.93	3.70	3.95	3.14
Dawson CC	2.82	1.95	1.98	2.89	2.77	3.68	3.68	2.81
Salish Kootenai	3.24	2.99	3.12	-	3.22	2.97	2.97	3.21
Blackfeet	2.53	2.62	2.78	-	2.74	-	-	2.74
Chief Dull Knife	2.93	-	-	-	2.90	2.39	2.39	2.89
Aaniih Nakoda	3.31	2.50	-	2.49	3.33	-	-	3.33
Fort Peck	2.80	2.30	2.87	2.90	2.80	-	-	2.80
Little Big Horn	2.37	-	-	-	2.60	3.45	3.45	2.62
Stone Child	2.86	-	-	-	2.89	3.89	3.89	3.03
2010-2011	3.08	2.98	3.12	3.23	3.07	3.43	3.45	3.25
2005-2006	3.08	3.00	2.95	NA	3.00	3.26	3.29	3.17
2006-2007	2.95	2.88	3.04	NA	2.93	3.41	3.43	3.14
2007-2008	2.99	2.86	3.05	NA	2.97	3.43	3.34	3.12
2008-2009	3.08	2.95	3.12	3.04	3.04	3.47	3.45	3.20
2009-2010	3.06	3.06	3.11	3.05	3.07	3.45	3.47	3.25